

Daily Direct Steer and Heifer Slaughter Cattle Summary

For Trade on:

Tuesday, January 05, 2021

LM_CT100	5-AREA	LM_CT109
Neg. Cash Volume:	1,266	Dressed Formula Vol: 25,352
Live Steer Avg:	\$112.03	Steer/Heifer Avg: \$180.28
Live Heifer Avg:	\$112.03	Dressed Neg. Grid Vol: 1,775
Dressed Steer Avg:	\$174.84	Steer/Heifer Avg: \$172.86
Dressed Heifer Avg:	\$0.00	TOTAL VOLUME: 28,393
LM_CT106	TOTAL WK TO DATE VOLUME:	83,662
Committed:	80,882	Delivered: 66,006

LM_CT118	TX-OK-NM	LM_CT109
Neg. Cash Volume:	713	Dressed Formula Vol: 4,110
Live Steer Avg:	\$112.03	Steer/Heifer Avg: \$176.27
Live Heifer Avg:	\$112.03	Dressed Neg. Grid Vol: 64
Dressed Steer Avg:	\$0.00	Steer/Heifer Avg: \$173.33
Dressed Heifer Avg:	\$0.00	TOTAL VOLUME: 4,887
LM_CT106	TOTAL WK TO DATE VOLUME:	18,255
Committed:	7,366	Delivered: 15,353

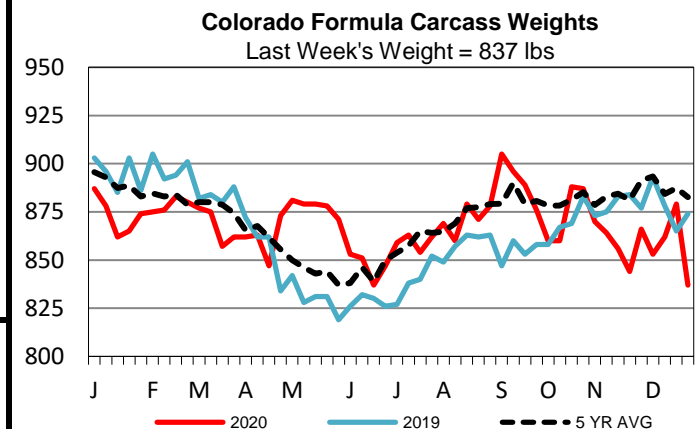
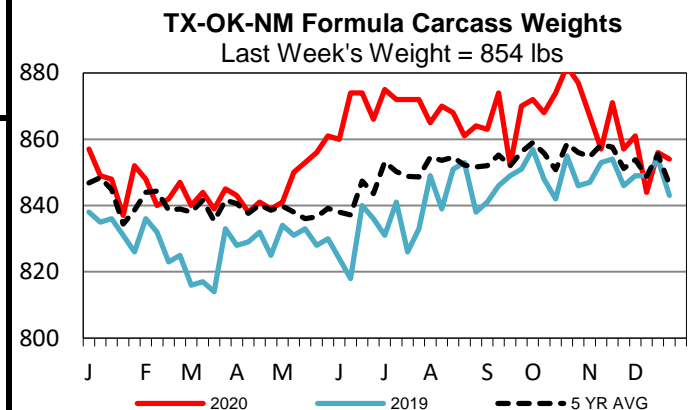
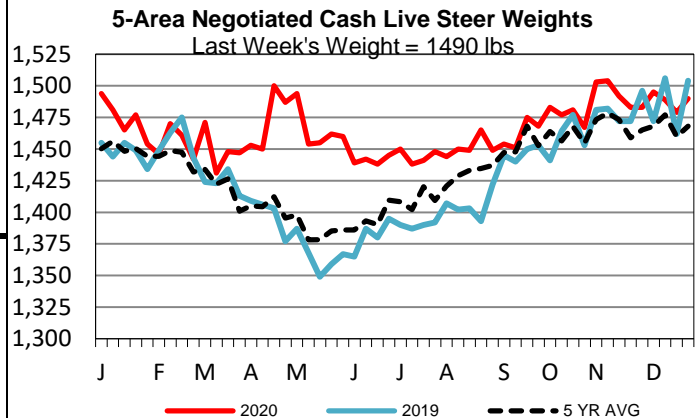
LM_CT121	KANSAS	LM_CT109
Neg. Cash Volume:	0	Dressed Formula Vol: 5,632
Live Steer Avg:	\$0.00	Steer/Heifer Avg: \$178.62
Live Heifer Avg:	\$0.00	Dressed Neg. Grid Vol: 0
Dressed Steer Avg:	\$0.00	Steer/Heifer Avg: \$0.00
Dressed Heifer Avg:	\$0.00	TOTAL VOLUME: 5,632
LM_CT106	TOTAL WK TO DATE VOLUME:	32,108
Committed:	27,374	Delivered: 18,294

LM_CT124	NEBRASKA	LM_CT109
Neg. Cash Volume:	40	Dressed Formula Vol: 8,386
Live Steer Avg:	\$0.00	Steer/Heifer Avg: \$184.74
Live Heifer Avg:	\$0.00	Dressed Neg. Grid Vol: 252
Dressed Steer Avg:	\$175.00	Steer/Heifer Avg: \$172.36
Dressed Heifer Avg:	\$0.00	TOTAL VOLUME: 8,678
LM_CT106	TOTAL WK TO DATE VOLUME:	19,520
Committed:	27,226	Delivered: 15,492

LM_CT134	COLORADO	LM_CT109
Neg. Cash Volume:	0	Dressed Formula Vol: 5,745
Live Steer Avg:	\$0.00	Steer/Heifer Avg: \$179.48
Live Heifer Avg:	\$0.00	Dressed Neg. Grid Vol: 449
Dressed Steer Avg:	\$0.00	Steer/Heifer Avg: \$172.84
Dressed Heifer Avg:	\$0.00	TOTAL VOLUME: 6,194
LM_CT106	TOTAL WK TO DATE VOLUME:	7,119
Committed:	10,083	Delivered: 7,265

LM_CT137	IA-MN	LM_CT109
Neg. Cash Volume:	513	Dressed Formula Vol: 1,559
Live Steer Avg:	\$0.00	Steer/Heifer Avg: \$175.75
Live Heifer Avg:	\$174.83	Dressed Neg. Grid Vol: 1,046
Dressed Steer Avg:	\$0.00	Steer/Heifer Avg: \$172.80
Dressed Heifer Avg:	\$0.00	TOTAL VOLUME: 3,118
LM_CT106	TOTAL WK TO DATE VOLUME:	7,128
Committed:	8,833	Delivered: 9,602

For Tuesday negotiated cash trading was at a standstill in Kansas and Colorado. In the Texas Panhandle, Nebraska and Western Cornbelt negotiated cash trading was mostly inactive with very light demand. Not enough purchases for a market trend in these regions. Last week in the Southern Plains live purchases traded at 112.00. For the prior week in Nebraska and Western Cornbelt live purchases traded from 110.00-112.00 and dressed purchases from 175.00-176.00. In Colorado last week live purchases traded from 111.00-112.00.



USDA Livestock, Poultry and Grain Market News

St. Joseph, Missouri

Phone: 816-676-7000

stjoe.lpgmn@ams.usda.gov