

Daily Direct Steer and Heifer Slaughter Cattle Summary

For Trade on:

Monday, December 28, 2020

LM_CT100	5-AREA	LM_CT109
Neg. Cash Volume:	247	Dressed Formula Vol: 37,261
Live Steer Avg:	\$109.52	Steer/Heifer Avg: \$172.73
Live Heifer Avg:	\$0.00	Dressed Neg. Grid Vol: 1,968
Dressed Steer Avg:	\$0.00	Steer/Heifer Avg: \$172.00
Dressed Heifer Avg:	\$0.00	TOTAL VOLUME: 39,476
LM_CT106	TOTAL WK TO DATE VOLUME:	39,476
Committed:	78,920	Delivered: 69,752

LM_CT118	TX-OK-NM	LM_CT109
Neg. Cash Volume:	0	Dressed Formula Vol: 9,187
Live Steer Avg:	\$0.00	Steer/Heifer Avg: \$171.05
Live Heifer Avg:	\$0.00	Dressed Neg. Grid Vol: 0
Dressed Steer Avg:	\$0.00	Steer/Heifer Avg: \$0.00
Dressed Heifer Avg:	\$0.00	TOTAL VOLUME: 9,187
LM_CT106	TOTAL WK TO DATE VOLUME:	9,187
Committed:	16,199	Delivered: 18,683

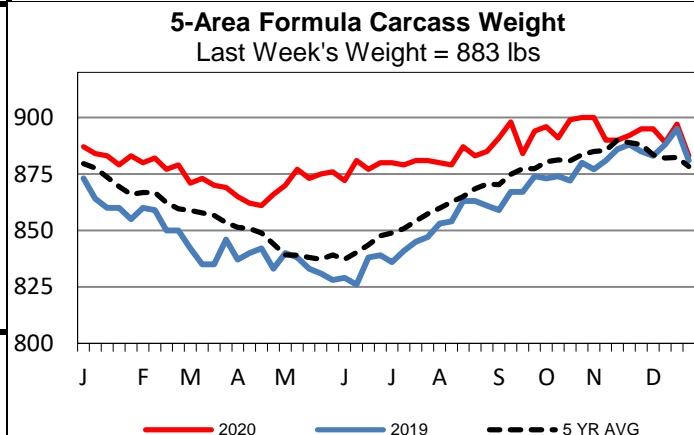
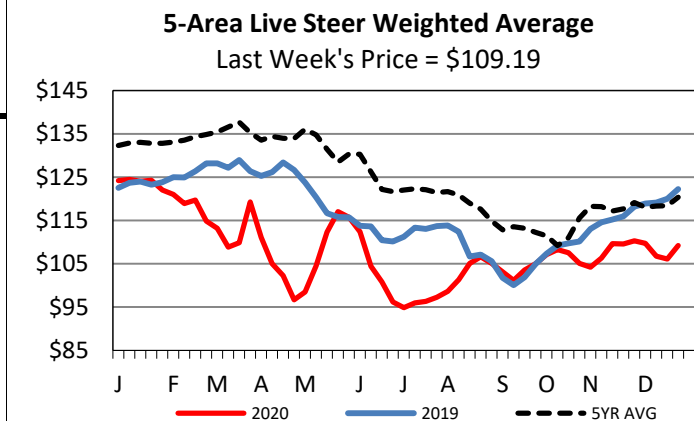
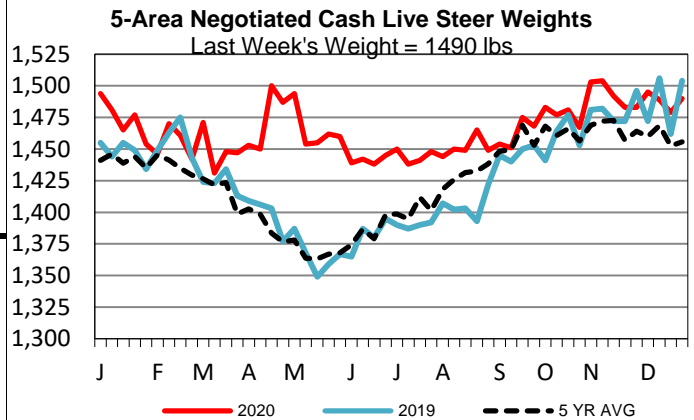
LM_CT121	KANSAS	LM_CT109
Neg. Cash Volume:	0	Dressed Formula Vol: 17,660
Live Steer Avg:	\$0.00	Steer/Heifer Avg: \$174.28
Live Heifer Avg:	\$0.00	Dressed Neg. Grid Vol: 947
Dressed Steer Avg:	\$0.00	Steer/Heifer Avg: \$173.93
Dressed Heifer Avg:	\$0.00	TOTAL VOLUME: 18,607
LM_CT106	TOTAL WK TO DATE VOLUME:	18,607
Committed:	21,112	Delivered: 16,466

LM_CT124	NEBRASKA	LM_CT109
Neg. Cash Volume:	0	Dressed Formula Vol: 4,845
Live Steer Avg:	\$0.00	Steer/Heifer Avg: \$171.57
Live Heifer Avg:	\$0.00	Dressed Neg. Grid Vol: 654
Dressed Steer Avg:	\$0.00	Steer/Heifer Avg: \$172.05
Dressed Heifer Avg:	\$0.00	TOTAL VOLUME: 5,499
LM_CT106	TOTAL WK TO DATE VOLUME:	5,499
Committed:	26,055	Delivered: 16,809

LM_CT134	COLORADO	LM_CT109
Neg. Cash Volume:	0	Dressed Formula Vol: 3,511
Live Steer Avg:	n/a	Steer/Heifer Avg: \$174.08
Live Heifer Avg:	n/a	Dressed Neg. Grid Vol: 0
Dressed Steer Avg:	n/a	Steer/Heifer Avg: \$0.00
Dressed Heifer Avg:	n/a	TOTAL VOLUME: 3,511
LM_CT106	TOTAL WK TO DATE VOLUME:	3,511
Committed:	6,834	Delivered: 5,897

LM_CT137	IA-MN	LM_CT109
Neg. Cash Volume:	247	Dressed Formula Vol: 2,486
Live Steer Avg:	\$109.52	Steer/Heifer Avg: \$168.24
Live Heifer Avg:	\$0.00	Dressed Neg. Grid Vol: 367
Dressed Steer Avg:	\$0.00	Steer/Heifer Avg: \$166.93
Dressed Heifer Avg:	\$0.00	TOTAL VOLUME: 3,100
LM_CT106	TOTAL WK TO DATE VOLUME:	3,100
Committed:	8,720	Delivered: 11,897

For Monday negotiated cash trading in the Western Cornbelt was mostly inactive on very light demand. Negotiated cash trading was at a standstill in all other major feeding regions. Not enough purchases in any region for a full market trend. Last week in the Southern Plains live purchases traded at 110.00. In Nebraska last week live purchases traded at 110.00 and dressed purchases traded at 172.00. Last week in the Western Cornbelt live purchases traded from 106.00-110.00 and dressed purchases traded at 172.00.



USDA Livestock, Poultry and Grain Market News

St. Joseph, Missouri

Phone: 816-676-7000

stjoe.lpgmn@ams.usda.gov