

Daily Direct Steer and Heifer Slaughter Cattle Summary

For Trade on:

Tuesday, December 22, 2020

LM_CT100	5-AREA	LM_CT109
Neg. Cash Volume:	3,265	Dressed Formula Vol: 23,976
Live Steer Avg:	\$105.12	Steer/Heifer Avg: \$177.69
Live Heifer Avg:	\$106.00	Dressed Neg. Grid Vol: 2,191
Dressed Steer Avg:	\$0.00	Steer/Heifer Avg: \$174.91
Dressed Heifer Avg:	\$0.00	TOTAL VOLUME: 29,432
LM_CT106	TOTAL WK TO DATE VOLUME:	92,059
Committed:	64,067	Delivered: 63,248

LM_CT118	TX-OK-NM	LM_CT109
Neg. Cash Volume:	0	Dressed Formula Vol: 6,478
Live Steer Avg:	\$0.00	Steer/Heifer Avg: \$172.27
Live Heifer Avg:	\$0.00	Dressed Neg. Grid Vol: 103
Dressed Steer Avg:	\$0.00	Steer/Heifer Avg: \$169.83
Dressed Heifer Avg:	\$0.00	TOTAL VOLUME: 6,581
LM_CT106	TOTAL WK TO DATE VOLUME:	19,130
Committed:	10,992	Delivered: 17,894

LM_CT121	KANSAS	LM_CT109
Neg. Cash Volume:	0	Dressed Formula Vol: 6,898
Live Steer Avg:	\$0.00	Steer/Heifer Avg: \$176.64
Live Heifer Avg:	\$0.00	Dressed Neg. Grid Vol: 158
Dressed Steer Avg:	\$0.00	Steer/Heifer Avg: \$170.95
Dressed Heifer Avg:	\$0.00	TOTAL VOLUME: 7,056
LM_CT106	TOTAL WK TO DATE VOLUME:	35,480
Committed:	27,742	Delivered: 18,386

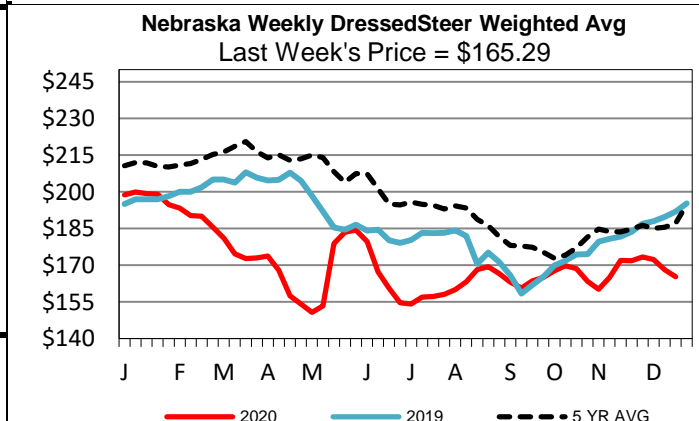
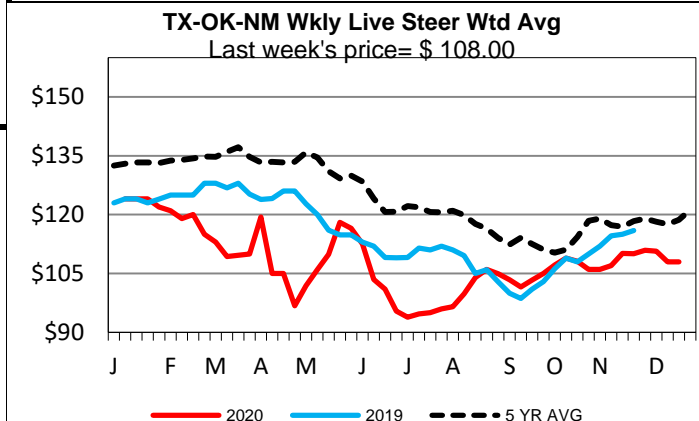
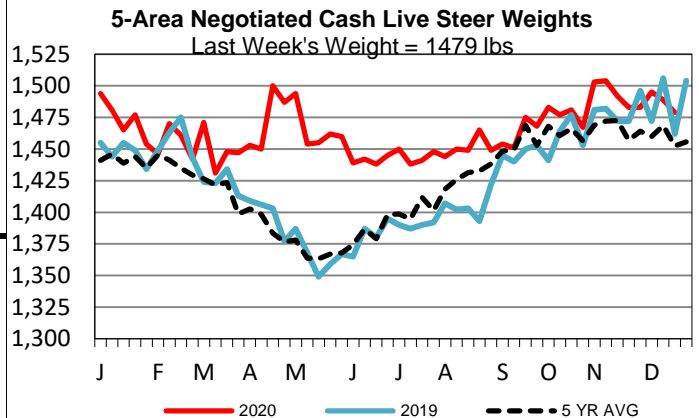
LM_CT124	NEBRASKA	LM_CT109
Neg. Cash Volume:	40	Dressed Formula Vol: 6,790
Live Steer Avg:	\$0.00	Steer/Heifer Avg: \$181.56
Live Heifer Avg:	\$0.00	Dressed Neg. Grid Vol: 1,064
Dressed Steer Avg:	\$0.00	Steer/Heifer Avg: \$176.79
Dressed Heifer Avg:	\$0.00	TOTAL VOLUME: 7,894
LM_CT106	TOTAL WK TO DATE VOLUME:	18,964
Committed:	8,296	Delivered: 12,691

LM_CT134	COLORADO	LM_CT109
Neg. Cash Volume:	0	Dressed Formula Vol: 2,142
Live Steer Avg:	n/a	Steer/Heifer Avg: \$192.57
Live Heifer Avg:	n/a	Dressed Neg. Grid Vol: 372
Dressed Steer Avg:	n/a	Steer/Heifer Avg: \$179.91
Dressed Heifer Avg:	n/a	TOTAL VOLUME: 2,514
LM_CT106	TOTAL WK TO DATE VOLUME:	9,263
Committed:	6,045	Delivered: 5,795

LM_CT137	IA-MN	LM_CT109
Neg. Cash Volume:	3,225	Dressed Formula Vol: 1,668
Live Steer Avg:	\$105.12	Steer/Heifer Avg: \$168.25
Live Heifer Avg:	\$106.00	Dressed Neg. Grid Vol: 574
Dressed Steer Avg:	\$0.00	Steer/Heifer Avg: \$170.94
Dressed Heifer Avg:	\$0.00	TOTAL VOLUME: 5,467
LM_CT106	TOTAL WK TO DATE VOLUME:	9,557
Committed:	10,992	Delivered: 8,482

****This report will not be published Thursday, 12/24/20**

due to Federal Holiday** For Tuesday in the Western Cornbelt negotiated cash trading was limited on very light demand. A few live purchases traded from 103.00-106.25. In Nebraska negotiated cash trading was mostly inactive on very light demand. Not enough purchases in these regions for a full market trend. Last week in these regions live and dressed purchases traded at 105.00 and 165.00, respectively. For Tuesday in the Southern Plains negotiated cash trading was... at a standstill. Last week live purchases traded at 108.00.



USDA Livestock, Poultry and Grain Market News

St. Joseph, Missouri

Phone: 816-676-7000

stjoe.lpgmn@ams.usda.gov