

Daily Direct Steer and Heifer Slaughter Cattle Summary

For Trade on:

Monday, December 21, 2020

| | | | |
|--------------------------|--------------------------|--------------------------|----------|
| LM_CT100 | 5-AREA | LM_CT109 | |
| Neg. Cash Volume: | 135 | Dressed Formula Vol: | 55,557 |
| Live Steer Avg: | \$0.00 | Steer/Heifer Avg: | \$173.19 |
| Live Heifer Avg: | \$0.00 | Dressed Neg. Grid Vol: | 6,935 |
| Dressed Steer Avg: | \$0.00 | Steer/Heifer Avg: | \$176.91 |
| Dressed Heifer Avg: | \$0.00 | TOTAL VOLUME: | 62,627 |
| LM_CT106 | TOTAL WK TO DATE VOLUME: | | 62,627 |
| Committed: | 69,666 | Delivered: | 66,385 |

| | | | |
|--------------------------|--------------------------|--------------------------|----------|
| LM_CT118 | TX-OK-NM | LM_CT109 | |
| Neg. Cash Volume: | 0 | Dressed Formula Vol: | 12,549 |
| Live Steer Avg: | \$0.00 | Steer/Heifer Avg: | \$172.21 |
| Live Heifer Avg: | \$0.00 | Dressed Neg. Grid Vol: | 0 |
| Dressed Steer Avg: | \$0.00 | Steer/Heifer Avg: | \$0.00 |
| Dressed Heifer Avg: | \$0.00 | TOTAL VOLUME: | 12,549 |
| LM_CT106 | TOTAL WK TO DATE VOLUME: | | 12,549 |
| Committed: | 19,261 | Delivered: | 15,159 |

| LM_CT121 | KANSAS | LM_CT109 | |
|--------------------------|--------------------------|--------------------------|----------|
| Neg. Cash Volume: | 0 | Dressed Formula Vol: | 27,073 |
| Live Steer Avg: | \$0.00 | Steer/Heifer Avg: | \$173.90 |
| Live Heifer Avg: | \$0.00 | Dressed Neg. Grid Vol: | 1,351 |
| Dressed Steer Avg: | \$0.00 | Steer/Heifer Avg: | \$172.47 |
| Dressed Heifer Avg: | \$0.00 | TOTAL VOLUME: | 28,424 |
| LM_CT106 | TOTAL WK TO DATE VOLUME: | | 28,424 |
| Committed: | 18,263 | Delivered: | 18,422 |

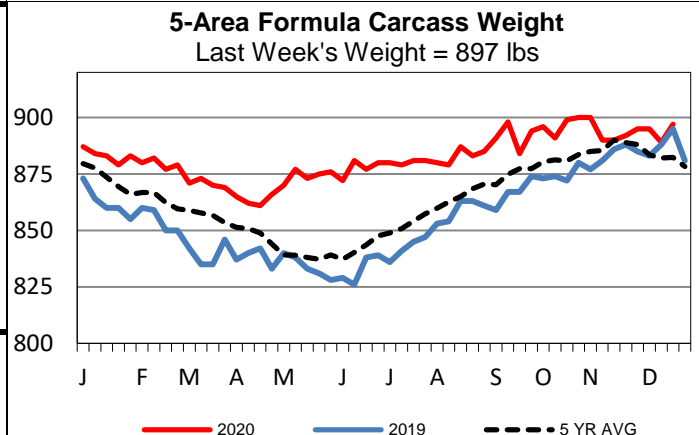
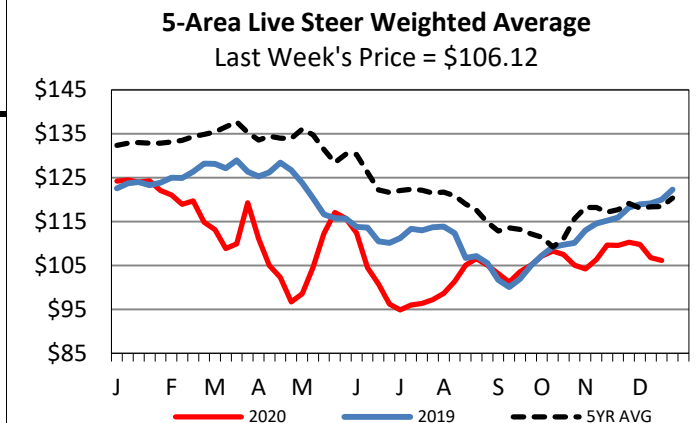
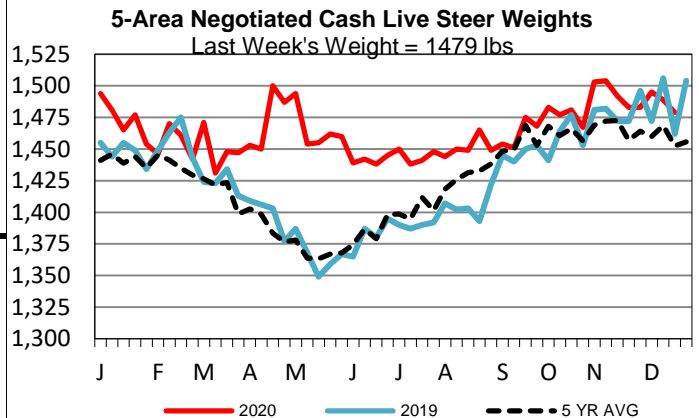
| LM_CT124 | NEBRASKA | LM_CT109 | |
|--------------------------|--------------------------|--------------------------|----------|
| Neg. Cash Volume: | 0 | Dressed Formula Vol: | 8,200 |
| Live Steer Avg: | \$0.00 | Steer/Heifer Avg: | \$172.98 |
| Live Heifer Avg: | \$0.00 | Dressed Neg. Grid Vol: | 2,870 |
| Dressed Steer Avg: | \$0.00 | Steer/Heifer Avg: | \$178.39 |
| Dressed Heifer Avg: | \$0.00 | TOTAL VOLUME: | 11,070 |
| LM_CT106 | TOTAL WK TO DATE VOLUME: | | 11,070 |
| Committed: | 17,439 | Delivered: | 15,113 |

| | | | |
|--------------------------|--------------------------|--------------------------|----------|
| LM_CT134 | COLORADO | LM_CT109 | |
| Neg. Cash Volume: | 0 | Dressed Formula Vol: | 5,979 |
| Live Steer Avg: | n/a | Steer/Heifer Avg: | \$172.74 |
| Live Heifer Avg: | n/a | Dressed Neg. Grid Vol: | 770 |
| Dressed Steer Avg: | n/a | Steer/Heifer Avg: | \$181.36 |
| Dressed Heifer Avg: | n/a | TOTAL VOLUME: | 6,749 |
| LM_CT106 | TOTAL WK TO DATE VOLUME: | | 6,749 |
| Committed: | 8,086 | Delivered: | 8,268 |

| LM_CT137 | IA-MN | LM_CT109 | |
|--------------------------|--------------------------|--------------------------|----------|
| Neg. Cash Volume: | 135 | Dressed Formula Vol: | 1,958 |
| Live Steer Avg: | \$0.00 | Steer/Heifer Avg: | \$171.74 |
| Live Heifer Avg: | \$0.00 | Dressed Neg. Grid Vol: | 1,997 |
| Dressed Steer Avg: | \$0.00 | Steer/Heifer Avg: | \$176.14 |
| Dressed Heifer Avg: | \$0.00 | TOTAL VOLUME: | 4,090 |
| LM_CT106 | TOTAL WK TO DATE VOLUME: | | 4,090 |
| Committed: | 6.617 | Delivered: | 9.423 |

****This report will not be published Thursday, 12/24/20**

due to Federal Holiday** For Monday negotiated cash trading in the Southern Plains and Nebraska was at standstill. In the Western Cornbelt negotiated cash trading was mostly inactive on very light demand. Not enough purchases for a market trend. Last week in the Southern Plains live purchases traded at 108.00. For the prior week in Nebraska and Western Cornbelt live and dressed purchases traded at mostly 105.00 and 165.00, respectively



USDA Livestock, Poultry and Grain Market News

St. Joseph, Missouri

Phone: 816-676-7000

stjoe.lpgmn@ams.usda.gov