

## Daily Direct Steer and Heifer Slaughter Cattle Summary

For Trade on:

Friday, December 18, 2020

<a href="#">LM_CT100</a>	5-AREA	<a href="#">LM_CT109</a>	
Neg. Cash Volume:	5,826	Dressed Formula Vol:	33,267
Live Steer Avg:	\$107.22	Steer/Heifer Avg:	\$173.39
Live Heifer Avg:	\$107.04	Dressed Neg. Grid Vol:	1,217
Dressed Steer Avg:	\$167.00	Steer/Heifer Avg:	\$175.49
Dressed Heifer Avg:	\$0.00	TOTAL VOLUME:	40,310
<a href="#">LM_CT106</a>	TOTAL WK TO DATE VOLUME:		231,561
Committed:	67,861	Delivered:	105,009

<a href="#">LM_CT118</a>	TX-OK-NM	<a href="#">LM_CT109</a>	
Neg. Cash Volume:	1,442	Dressed Formula Vol:	7,452
Live Steer Avg:	\$108.00	Steer/Heifer Avg:	\$171.98
Live Heifer Avg:	\$0.00	Dressed Neg. Grid Vol:	0
Dressed Steer Avg:	\$0.00	Steer/Heifer Avg:	\$0.00
Dressed Heifer Avg:	\$0.00	TOTAL VOLUME:	8,894
<a href="#">LM_CT106</a>	TOTAL WK TO DATE VOLUME:		47,295
Committed:	18,266	Delivered:	22,208

<a href="#">LM_CT121</a>	KANSAS	<a href="#">LM_CT109</a>	
Neg. Cash Volume:	160	Dressed Formula Vol:	13,124
Live Steer Avg:	\$0.00	Steer/Heifer Avg:	\$174.89
Live Heifer Avg:	\$0.00	Dressed Neg. Grid Vol:	84
Dressed Steer Avg:	\$0.00	Steer/Heifer Avg:	\$180.94
Dressed Heifer Avg:	\$0.00	TOTAL VOLUME:	13,368
<a href="#">LM_CT106</a>	TOTAL WK TO DATE VOLUME:		64,139
Committed:	20,454	Delivered:	30,970

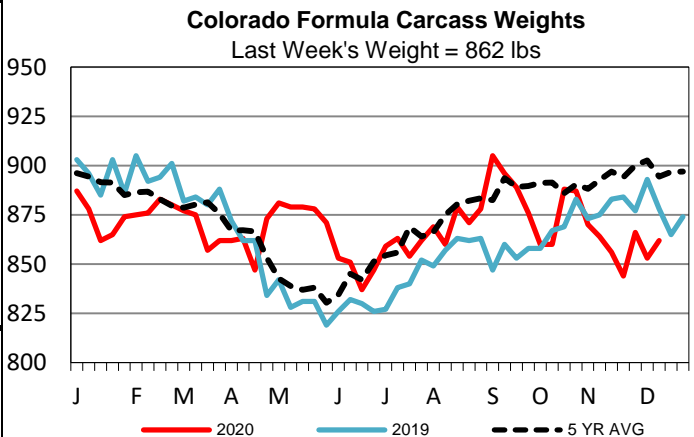
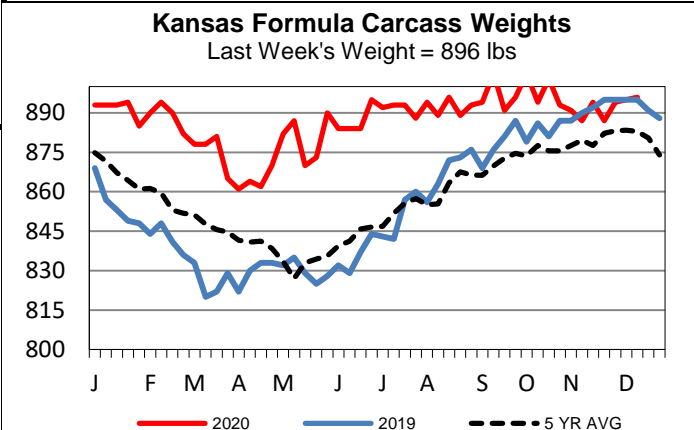
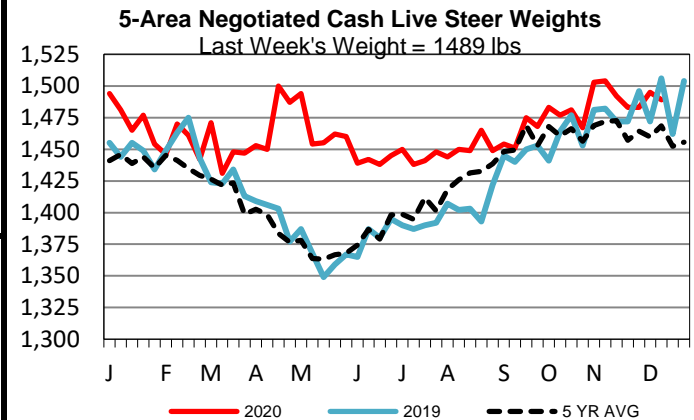
<a href="#">LM_CT124</a>	NEBRASKA	<a href="#">LM_CT109</a>	
Neg. Cash Volume:	3,277	Dressed Formula Vol:	6,888
Live Steer Avg:	\$107.41	Steer/Heifer Avg:	\$173.31
Live Heifer Avg:	\$107.04	Dressed Neg. Grid Vol:	290
Dressed Steer Avg:	\$0.00	Steer/Heifer Avg:	\$179.87
Dressed Heifer Avg:	\$0.00	TOTAL VOLUME:	10,455
<a href="#">LM_CT106</a>	TOTAL WK TO DATE VOLUME:		93,729
Committed:	14,393	Delivered:	28,484

<a href="#">LM_CT134</a>	COLORADO	<a href="#">LM_CT109</a>	
Neg. Cash Volume:	0	Dressed Formula Vol:	1,793
Live Steer Avg:	n/a	Steer/Heifer Avg:	\$176.10
Live Heifer Avg:	n/a	Dressed Neg. Grid Vol:	238
Dressed Steer Avg:	n/a	Steer/Heifer Avg:	\$176.26
Dressed Heifer Avg:	n/a	TOTAL VOLUME:	2,031
<a href="#">LM_CT106</a>	TOTAL WK TO DATE VOLUME:		16,954
Committed:	3,821	Delivered:	5,418

<a href="#">LM_CT137</a>	IA-MN	<a href="#">LM_CT109</a>	
Neg. Cash Volume:	947	Dressed Formula Vol:	4,079
Live Steer Avg:	\$103.97	Steer/Heifer Avg:	\$170.01
Live Heifer Avg:	\$0.00	Dressed Neg. Grid Vol:	605
Dressed Steer Avg:	\$167.00	Steer/Heifer Avg:	\$172.83
Dressed Heifer Avg:	\$0.00	TOTAL VOLUME:	5,631
<a href="#">LM_CT106</a>	TOTAL WK TO DATE VOLUME:		34,169
Committed:	10,927	Delivered:	17,929

**\*\*This report will not be published Thursday, 12/24/20**

**due to Federal Holiday\*\*** For Friday in the Texas Panhandle, Nebraska and Western Cornbelt negotiated cash trading was limited on light demand. However, not enough purchases for a full market trend. Wednesday was the last reported market in Nebraska and Western Cornbelt with live and dressed purchases at 105.00 and 165.00, respectively. For Friday in Kansas negotiated cash trading was at a standstill. In the Southern Plains the last reported market was on Thursday with live purchases at 108.00.



## USDA Livestock, Poultry and Grain Market News

St. Joseph, Missouri

Phone: 816-676-7000

[stjoe.lpgmn@ams.usda.gov](mailto:stjoe.lpgmn@ams.usda.gov)