

## Daily Direct Steer and Heifer Slaughter Cattle Summary

For Trade on:

Thursday, December 17, 2020

<a href="#">LM_CT100</a>	5-AREA	<a href="#">LM_CT109</a>
Neg. Cash Volume:	19,925	Dressed Formula Vol: 25,220
Live Steer Avg:	\$107.14	Steer/Heifer Avg: \$173.82
Live Heifer Avg:	\$108.00	Dressed Neg. Grid Vol: 3,531
Dressed Steer Avg:	\$164.00	Steer/Heifer Avg: \$178.23
Dressed Heifer Avg:	\$165.00	<b>TOTAL VOLUME: 48,676</b>
<a href="#">LM_CT106</a>	<b>TOTAL WK TO DATE VOLUME:</b>	<b>191,251</b>
Committed:	<b>52,595</b>	Delivered: <b>68,006</b>

<a href="#">LM_CT118</a>	TX-OK-NM	<a href="#">LM_CT109</a>
Neg. Cash Volume:	3,034	Dressed Formula Vol: 5,620
Live Steer Avg:	\$108.00	Steer/Heifer Avg: \$170.99
Live Heifer Avg:	\$108.00	Dressed Neg. Grid Vol: 0
Dressed Steer Avg:	\$0.00	Steer/Heifer Avg: \$0.00
Dressed Heifer Avg:	\$0.00	<b>TOTAL VOLUME: 8,654</b>
<a href="#">LM_CT106</a>	<b>TOTAL WK TO DATE VOLUME:</b>	<b>38,401</b>
Committed:	24,314	Delivered: 16,843

<a href="#">LM_CT121</a>	KANSAS	<a href="#">LM_CT109</a>
Neg. Cash Volume:	6,876	Dressed Formula Vol: 11,048
Live Steer Avg:	\$108.00	Steer/Heifer Avg: \$173.92
Live Heifer Avg:	\$108.00	Dressed Neg. Grid Vol: 12
Dressed Steer Avg:	\$0.00	Steer/Heifer Avg: \$170.60
Dressed Heifer Avg:	\$0.00	<b>TOTAL VOLUME: 17,936</b>
<a href="#">LM_CT106</a>	<b>TOTAL WK TO DATE VOLUME:</b>	<b>50,771</b>
Committed:	2,016	Delivered: 16,994

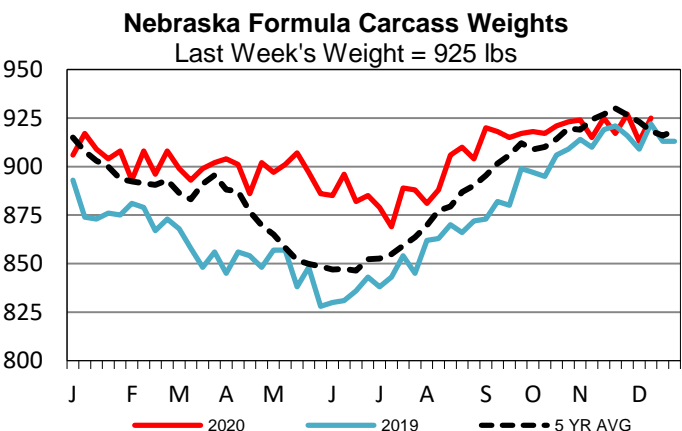
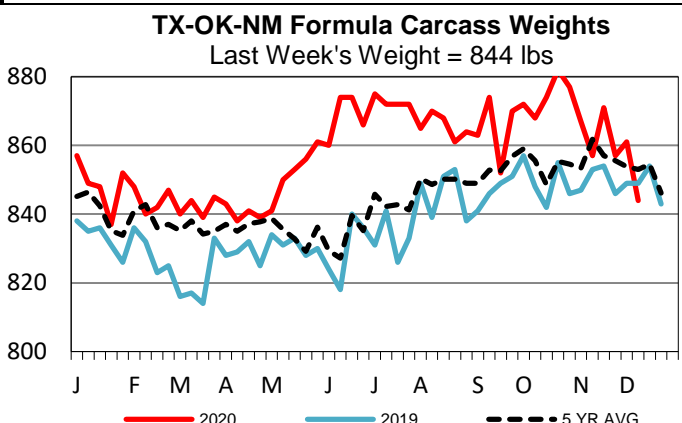
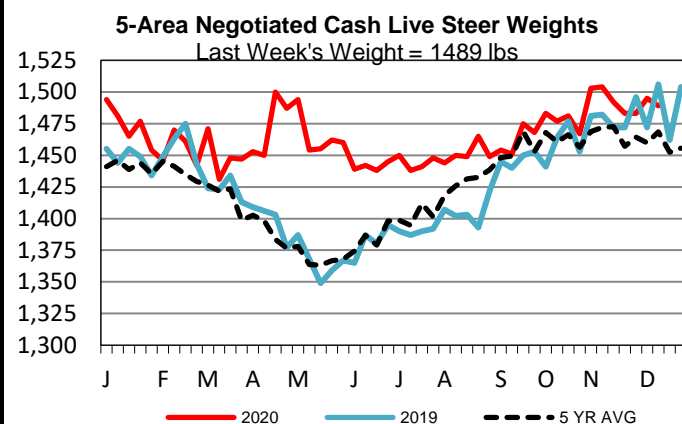
<a href="#">LM_CT124</a>	NEBRASKA	<a href="#">LM_CT109</a>
Neg. Cash Volume:	5,681	Dressed Formula Vol: 4,636
Live Steer Avg:	\$106.30	Steer/Heifer Avg: \$173.26
Live Heifer Avg:	\$108.00	Dressed Neg. Grid Vol: 1,714
Dressed Steer Avg:	\$167.00	Steer/Heifer Avg: \$179.09
Dressed Heifer Avg:	\$0.00	<b>TOTAL VOLUME: 12,031</b>
<a href="#">LM_CT106</a>	<b>TOTAL WK TO DATE VOLUME:</b>	<b>83,274</b>
Committed:	10,219	Delivered: 16,956

<a href="#">LM_CT134</a>	COLORADO	<a href="#">LM_CT109</a>
Neg. Cash Volume:	0	Dressed Formula Vol: 1,868
Live Steer Avg:	n/a	Steer/Heifer Avg: \$187.83
Live Heifer Avg:	n/a	Dressed Neg. Grid Vol: 1,109
Dressed Steer Avg:	n/a	Steer/Heifer Avg: \$178.24
Dressed Heifer Avg:	n/a	<b>TOTAL VOLUME: 2,977</b>
<a href="#">LM_CT106</a>	<b>TOTAL WK TO DATE VOLUME:</b>	<b>14,923</b>
Committed:	10,149	Delivered: 6,943

<a href="#">LM_CT137</a>	IA-MN	<a href="#">LM_CT109</a>
Neg. Cash Volume:	4,334	Dressed Formula Vol: 2,349
Live Steer Avg:	\$105.77	Steer/Heifer Avg: \$170.34
Live Heifer Avg:	\$0.00	Dressed Neg. Grid Vol: 728
Dressed Steer Avg:	\$163.85	Steer/Heifer Avg: \$176.33
Dressed Heifer Avg:	\$165.00	<b>TOTAL VOLUME: 7,411</b>
<a href="#">LM_CT106</a>	<b>TOTAL WK TO DATE VOLUME:</b>	<b>28,538</b>
Committed:	5,897	Delivered: 10,270

**\*\*This report will not be published Thursday, 12/24/20**

**due to Federal Holiday\*\*** For Thursday in the 5 Area Feeding Regions negotiated cash trading was slow with light demand. In the Southern Plains, compared to last week, live purchases traded steady at 108.00. In Nebraska a few live purchases traded at 108.00. In the Western Cornbelt a few live purchases traded at 106.00. However, not enough purchases in these regions for a full market trend. Wednesday was the last reported market in these regions with live and dressed purchases trading at 105.00 and 165.00, respectively.



## USDA Livestock, Poultry and Grain Market News

St. Joseph, Missouri

Phone: 816-676-7000

[stjoe.lpgmn@ams.usda.gov](mailto:stjoe.lpgmn@ams.usda.gov)