

Daily Direct Steer and Heifer Slaughter Cattle Summary

For Trade on:

Wednesday, December 16, 2020

LM_CT100	5-AREA	LM_CT109
Neg. Cash Volume:	20,002	Dressed Formula Vol: 29,819
Live Steer Avg:	\$104.64	Steer/Heifer Avg: \$176.62
Live Heifer Avg:	\$105.00	Dressed Neg. Grid Vol: 5,175
Dressed Steer Avg:	\$165.32	Steer/Heifer Avg: \$179.33
Dressed Heifer Avg:	\$165.23	TOTAL VOLUME: 54,996
LM_CT106	TOTAL WK TO DATE VOLUME: 142,575	
Committed:	53,074	Delivered: 68,356

LM_CT118	TX-OK-NM	LM_CT109
Neg. Cash Volume:	0	Dressed Formula Vol: 7,877
Live Steer Avg:	\$0.00	Steer/Heifer Avg: \$172.51
Live Heifer Avg:	\$0.00	Dressed Neg. Grid Vol: 0
Dressed Steer Avg:	\$0.00	Steer/Heifer Avg: \$0.00
Dressed Heifer Avg:	\$0.00	TOTAL VOLUME: 7,877
LM_CT106	TOTAL WK TO DATE VOLUME: 29,747	
Committed:	6,943	Delivered: 20,233

LM_CT121	KANSAS	LM_CT109
Neg. Cash Volume:	0	Dressed Formula Vol: 5,694
Live Steer Avg:	\$0.00	Steer/Heifer Avg: \$174.69
Live Heifer Avg:	\$0.00	Dressed Neg. Grid Vol: 11
Dressed Steer Avg:	\$0.00	Steer/Heifer Avg: \$165.31
Dressed Heifer Avg:	\$0.00	TOTAL VOLUME: 5,705
LM_CT106	TOTAL WK TO DATE VOLUME: 32,835	
Committed:	8,658	Delivered: 14,326

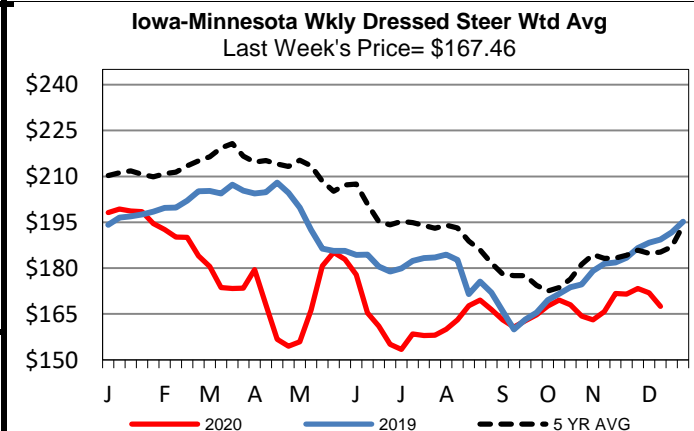
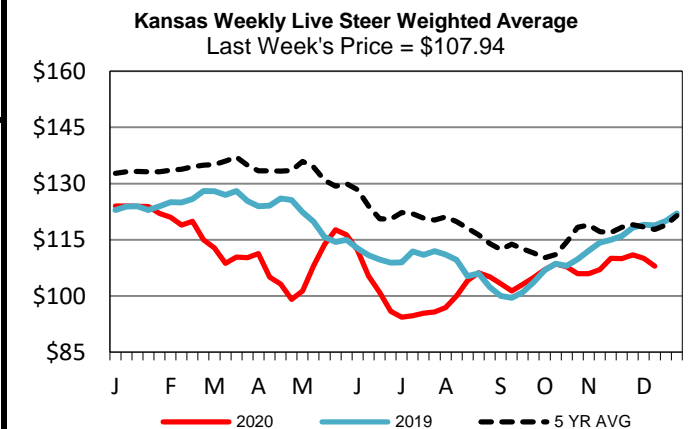
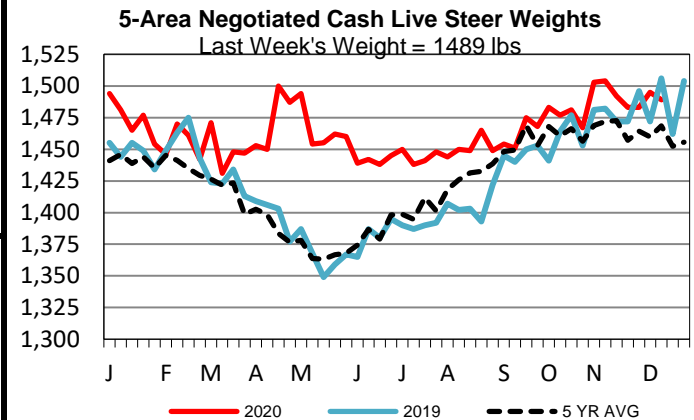
LM_CT124	NEBRASKA	LM_CT109
Neg. Cash Volume:	11,035	Dressed Formula Vol: 11,096
Live Steer Avg:	\$105.00	Steer/Heifer Avg: \$179.57
Live Heifer Avg:	\$105.00	Dressed Neg. Grid Vol: 3,790
Dressed Steer Avg:	\$165.49	Steer/Heifer Avg: \$178.97
Dressed Heifer Avg:	\$165.30	TOTAL VOLUME: 25,921
LM_CT106	TOTAL WK TO DATE VOLUME: 71,243	
Committed:	22,542	Delivered: 16,906

LM_CT134	COLORADO	LM_CT109
Neg. Cash Volume:	0	Dressed Formula Vol: 2,895
Live Steer Avg:	n/a	Steer/Heifer Avg: \$185.74
Live Heifer Avg:	n/a	Dressed Neg. Grid Vol: 725
Dressed Steer Avg:	n/a	Steer/Heifer Avg: \$180.88
Dressed Heifer Avg:	n/a	TOTAL VOLUME: 3,620
LM_CT106	TOTAL WK TO DATE VOLUME: 11,946	
Committed:	2,494	Delivered: 5,782

LM_CT137	IA-MN	LM_CT109
Neg. Cash Volume:	8,967	Dressed Formula Vol: 2,337
Live Steer Avg:	\$104.26	Steer/Heifer Avg: \$169.71
Live Heifer Avg:	\$105.00	Dressed Neg. Grid Vol: 649
Dressed Steer Avg:	\$165.15	Steer/Heifer Avg: \$175.37
Dressed Heifer Avg:	\$165.00	TOTAL VOLUME: 11,953
LM_CT106	TOTAL WK TO DATE VOLUME: 21,127	
Committed:	12,437	Delivered: 11,109

****This report will not be published Thursday, 12/24/20**

due to Federal Holiday** For Wednesday in Nebraska and Western Cornbelt cash trading was slow to moderate with moderate demand. Compared to last week, in Nebraska, live have traded 1.00-2.00 lower at 105.00 and dressed traded 3.00 lower at 165.00. In the Western Cornbelt, compared to the prior week, live traded steady to 1.00 higher at 105.00 and dressed traded 3.00 lower at 165.00. For Wednesday in the Southern Plains cash trading was at a standstill. Last week in the Southern Plains live traded at 108.00.



USDA Livestock, Poultry and Grain Market News

St. Joseph, Missouri

Phone: 816-676-7000

stjoe.lpgmn@ams.usda.gov