

Daily Direct Steer and Heifer Slaughter Cattle Summary

For Trade on:

Tuesday, December 15, 2020

LM_CT100	5-AREA	LM_CT109
Neg. Cash Volume:	6,296	Dressed Formula Vol: 25,791
Live Steer Avg:	\$105.00	Steer/Heifer Avg: \$178.50
Live Heifer Avg:	\$104.78	Dressed Neg. Grid Vol: 2,736
Dressed Steer Avg:	\$165.00	Steer/Heifer Avg: \$179.04
Dressed Heifer Avg:	\$165.00	TOTAL VOLUME: 34,823
LM_CT106	TOTAL WK TO DATE VOLUME:	87,579
Committed:	44,502	Delivered: 70,620

LM_CT118	TX-OK-NM	LM_CT109
Neg. Cash Volume:	0	Dressed Formula Vol: 6,992
Live Steer Avg:	\$0.00	Steer/Heifer Avg: \$177.75
Live Heifer Avg:	\$0.00	Dressed Neg. Grid Vol: 69
Dressed Steer Avg:	\$0.00	Steer/Heifer Avg: \$175.16
Dressed Heifer Avg:	\$0.00	TOTAL VOLUME: 7,061
LM_CT106	TOTAL WK TO DATE VOLUME:	21,870
Committed:	4,765	Delivered: 17,556

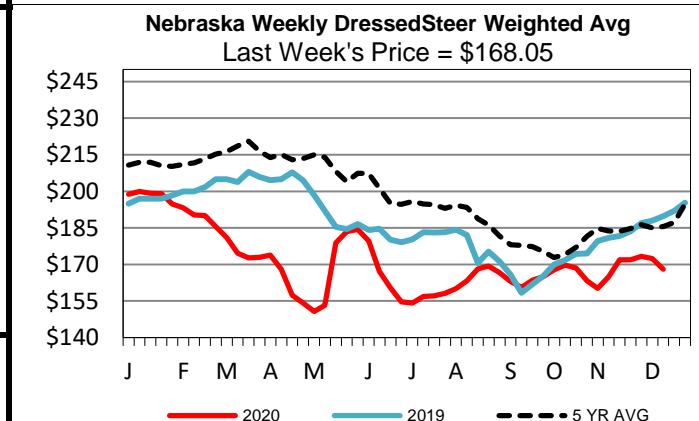
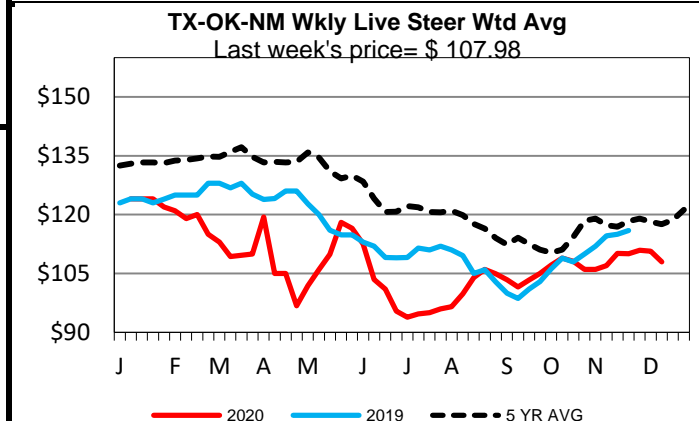
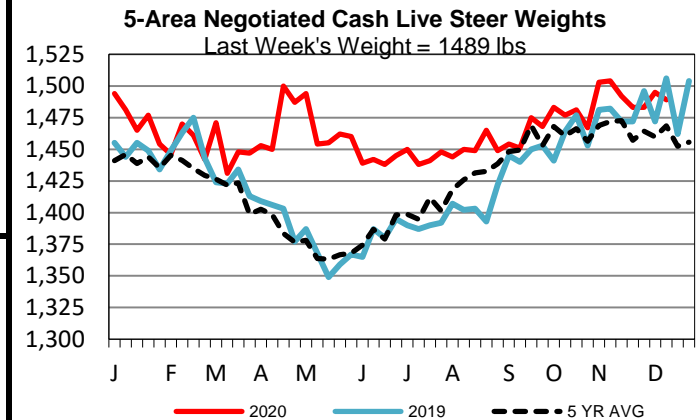
LM_CT121	KANSAS	LM_CT109
Neg. Cash Volume:	0	Dressed Formula Vol: 8,658
Live Steer Avg:	\$0.00	Steer/Heifer Avg: \$177.29
Live Heifer Avg:	\$0.00	Dressed Neg. Grid Vol: 691
Dressed Steer Avg:	\$0.00	Steer/Heifer Avg: \$176.01
Dressed Heifer Avg:	\$0.00	TOTAL VOLUME: 9,349
LM_CT106	TOTAL WK TO DATE VOLUME:	27,130
Committed:	18,773	Delivered: 20,202

LM_CT124	NEBRASKA	LM_CT109
Neg. Cash Volume:	5,196	Dressed Formula Vol: 5,206
Live Steer Avg:	\$105.00	Steer/Heifer Avg: \$183.91
Live Heifer Avg:	\$105.00	Dressed Neg. Grid Vol: 450
Dressed Steer Avg:	\$165.00	Steer/Heifer Avg: \$178.97
Dressed Heifer Avg:	\$165.00	TOTAL VOLUME: 10,852
LM_CT106	TOTAL WK TO DATE VOLUME:	21,553
Committed:	9,601	Delivered: 17,271

LM_CT134	COLORADO	LM_CT109
Neg. Cash Volume:	0	Dressed Formula Vol: 2,210
Live Steer Avg:	n/a	Steer/Heifer Avg: \$179.44
Live Heifer Avg:	n/a	Dressed Neg. Grid Vol: 1,050
Dressed Steer Avg:	n/a	Steer/Heifer Avg: \$182.89
Dressed Heifer Avg:	n/a	TOTAL VOLUME: 3,260
LM_CT106	TOTAL WK TO DATE VOLUME:	8,326
Committed:	3,119	Delivered: 4,909

LM_CT137	IA-MN	LM_CT109
Neg. Cash Volume:	1,100	Dressed Formula Vol: 2,793
Live Steer Avg:	\$0.00	Steer/Heifer Avg: \$173.16
Live Heifer Avg:	\$104.18	Dressed Neg. Grid Vol: 476
Dressed Steer Avg:	\$165.00	Steer/Heifer Avg: \$175.53
Dressed Heifer Avg:	\$165.00	TOTAL VOLUME: 4,369
LM_CT106	TOTAL WK TO DATE VOLUME:	9,174
Committed:	8,244	Delivered: 10,682

For Tuesday in Nebraska negotiated cash trading was limited on light demand. A few early live and dressed traded at 105.00 and 165.00, respectively. For Tuesday negotiated cash trading was at a standstill in the Southern Plains and mostly inactive on very light demand in the Western Cornbelt. Last week in the Southern Plains live traded at 108.00. For the prior week in Nebraska live and dressed traded from 106.00-107.00 and mostly at 168.00. Last week in the Western Cornbelt live and dressed traded from 104.00-105.00 and mostly at 168.00.



USDA Livestock, Poultry and Grain Market News

St. Joseph, Missouri

Phone: 816-676-7000

stjoe.lpgmn@ams.usda.gov