

Daily Direct Steer and Heifer Slaughter Cattle Summary

For Trade on:

Monday, December 14, 2020

| | | |
|----------------------------|---------------------------------|-------------------------------------|
| LM_CT100 | 5-AREA | LM_CT109 |
| Neg. Cash Volume: | 39 | Dressed Formula Vol: 49,512 |
| Live Steer Avg: | \$0.00 | Steer/Heifer Avg: \$176.60 |
| Live Heifer Avg: | \$0.00 | Dressed Neg. Grid Vol: 3,205 |
| Dressed Steer Avg: | \$0.00 | Steer/Heifer Avg: \$176.61 |
| Dressed Heifer Avg: | \$0.00 | TOTAL VOLUME: 52,756 |
| LM_CT106 | TOTAL WK TO DATE VOLUME: | 52,756 |
| Committed: | 53,663 | Delivered: 64,718 |

| | | |
|----------------------------|---------------------------------|------------------------------------|
| LM_CT118 | TX-OK-NM | LM_CT109 |
| Neg. Cash Volume: | 0 | Dressed Formula Vol: 14,809 |
| Live Steer Avg: | \$0.00 | Steer/Heifer Avg: \$176.20 |
| Live Heifer Avg: | \$0.00 | Dressed Neg. Grid Vol: 0 |
| Dressed Steer Avg: | \$0.00 | Steer/Heifer Avg: \$0.00 |
| Dressed Heifer Avg: | \$0.00 | TOTAL VOLUME: 14,809 |
| LM_CT106 | TOTAL WK TO DATE VOLUME: | 14,809 |
| Committed: | 10,209 | Delivered: 14,459 |

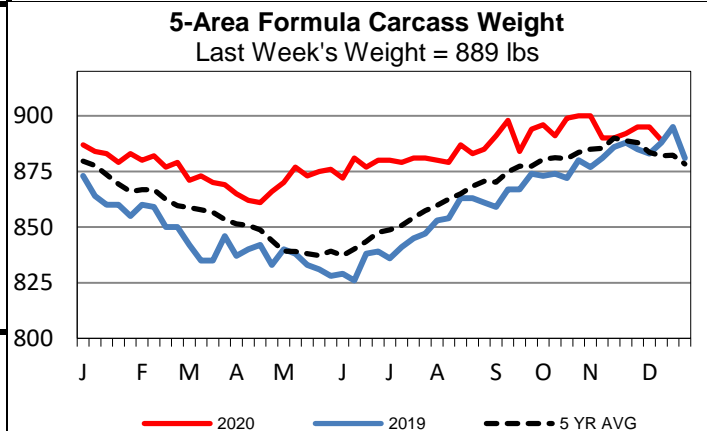
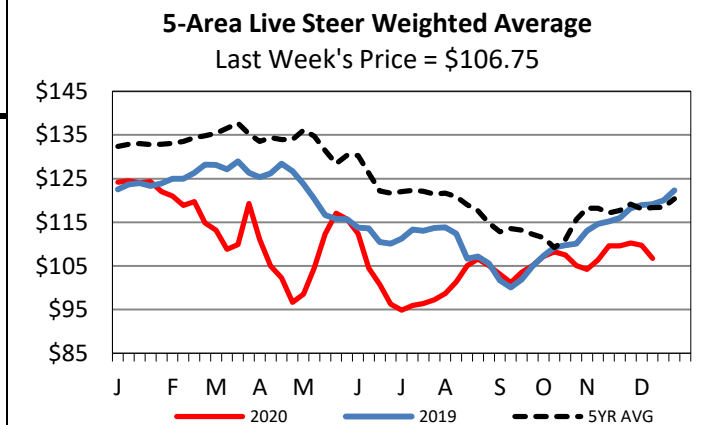
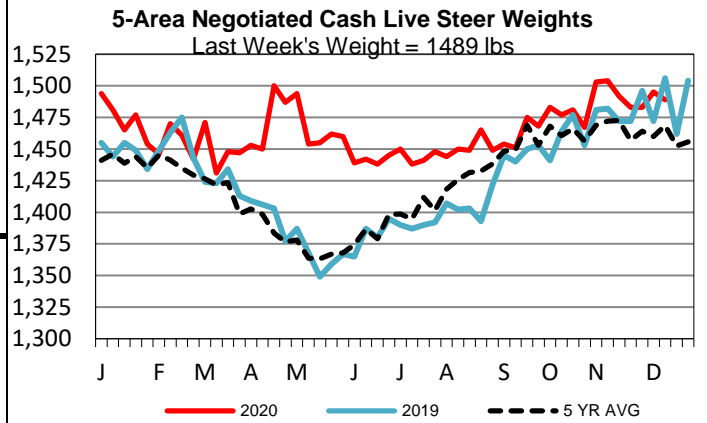
| | | |
|----------------------------|---------------------------------|------------------------------------|
| LM_CT121 | KANSAS | LM_CT109 |
| Neg. Cash Volume: | 0 | Dressed Formula Vol: 17,781 |
| Live Steer Avg: | \$0.00 | Steer/Heifer Avg: \$177.43 |
| Live Heifer Avg: | \$0.00 | Dressed Neg. Grid Vol: 657 |
| Dressed Steer Avg: | \$0.00 | Steer/Heifer Avg: \$174.42 |
| Dressed Heifer Avg: | \$0.00 | TOTAL VOLUME: 18,438 |
| LM_CT106 | TOTAL WK TO DATE VOLUME: | 17,781 |
| Committed: | 11,681 | Delivered: 15,894 |

| | | |
|----------------------------|---------------------------------|-------------------------------------|
| LM_CT124 | NEBRASKA | LM_CT109 |
| Neg. Cash Volume: | 0 | Dressed Formula Vol: 9,701 |
| Live Steer Avg: | \$0.00 | Steer/Heifer Avg: \$176.80 |
| Live Heifer Avg: | \$0.00 | Dressed Neg. Grid Vol: 1,000 |
| Dressed Steer Avg: | \$0.00 | Steer/Heifer Avg: \$177.69 |
| Dressed Heifer Avg: | \$0.00 | TOTAL VOLUME: 10,701 |
| LM_CT106 | TOTAL WK TO DATE VOLUME: | 10,701 |
| Committed: | 9,186 | Delivered: 16,161 |

| | | |
|----------------------------|---------------------------------|-----------------------------------|
| LM_CT134 | COLORADO | LM_CT109 |
| Neg. Cash Volume: | 0 | Dressed Formula Vol: 4,468 |
| Live Steer Avg: | n/a | Steer/Heifer Avg: \$175.39 |
| Live Heifer Avg: | n/a | Dressed Neg. Grid Vol: 598 |
| Dressed Steer Avg: | n/a | Steer/Heifer Avg: \$179.15 |
| Dressed Heifer Avg: | n/a | TOTAL VOLUME: 5,066 |
| LM_CT106 | TOTAL WK TO DATE VOLUME: | 5,066 |
| Committed: | 15,741 | Delivered: 6,790 |

| | | |
|----------------------------|---------------------------------|-------------------------------------|
| LM_CT137 | IA-MN | LM_CT109 |
| Neg. Cash Volume: | 39 | Dressed Formula Vol: 3,071 |
| Live Steer Avg: | \$0.00 | Steer/Heifer Avg: \$175.02 |
| Live Heifer Avg: | \$0.00 | Dressed Neg. Grid Vol: 1,065 |
| Dressed Steer Avg: | \$0.00 | Steer/Heifer Avg: \$175.91 |
| Dressed Heifer Avg: | \$0.00 | TOTAL VOLUME: 4,175 |
| LM_CT106 | TOTAL WK TO DATE VOLUME: | 4,805 |
| Committed: | 6,846 | Delivered: 11,414 |

For Monday negotiated cash trading in the Southern Plains and Nebraska was at a standstill. In the Western Cornbelt negotiated cash trading was mostly inactive on very light demand. Not enough purchases for a market trend. Last week in the Southern Plains live purchases traded at 108.00. For the prior week in Nebraska live and dressed purchases traded from 106.00-107.00 and mostly at 168.00. For the previous week in the Western Cornbelt live and dressed purchases traded from 104.00-105.00 and mostly at 168.00.



USDA Livestock, Poultry and Grain Market News

St. Joseph, Missouri

Phone: 816-676-7000

stjoe.lpgmn@ams.usda.gov