

Daily Direct Steer and Heifer Slaughter Cattle Summary

For Trade on:

Friday, December 11, 2020

LM_CT100	5-AREA	LM_CT109
Neg. Cash Volume:	1,310	Dressed Formula Vol: 35,158
Live Steer Avg:	\$104.55	Steer/Heifer Avg: \$177.15
Live Heifer Avg:	\$103.00	Dressed Neg. Grid Vol: 4,135
Dressed Steer Avg:	\$166.81	Steer/Heifer Avg: \$177.95
Dressed Heifer Avg:	\$166.00	TOTAL VOLUME: 40,603
LM_CT106	TOTAL WK TO DATE VOLUME:	228,082
Committed:	95,677	Delivered: 118,214

LM_CT118	TX-OK-NM	LM_CT109
Neg. Cash Volume:	0	Dressed Formula Vol: 7,983
Live Steer Avg:	\$0.00	Steer/Heifer Avg: \$175.22
Live Heifer Avg:	\$0.00	Dressed Neg. Grid Vol: 0
Dressed Steer Avg:	\$0.00	Steer/Heifer Avg: \$0.00
Dressed Heifer Avg:	\$0.00	TOTAL VOLUME: 7,983
LM_CT106	TOTAL WK TO DATE VOLUME:	44,607
Committed:	33,396	Delivered: 33,369

LM_CT121	KANSAS	LM_CT109
Neg. Cash Volume:	221	Dressed Formula Vol: 15,836
Live Steer Avg:	\$106.00	Steer/Heifer Avg: \$177.99
Live Heifer Avg:	\$0.00	Dressed Neg. Grid Vol: 0
Dressed Steer Avg:	\$0.00	Steer/Heifer Avg: \$0.00
Dressed Heifer Avg:	\$0.00	TOTAL VOLUME: 16,057
LM_CT106	TOTAL WK TO DATE VOLUME:	76,121
Committed:	25,596	Delivered: 29,319

LM_CT124	NEBRASKA	LM_CT109
Neg. Cash Volume:	455	Dressed Formula Vol: 5,115
Live Steer Avg:	\$105.00	Steer/Heifer Avg: \$179.29
Live Heifer Avg:	\$0.00	Dressed Neg. Grid Vol: 1,246
Dressed Steer Avg:	\$168.00	Steer/Heifer Avg: \$175.48
Dressed Heifer Avg:	\$0.00	TOTAL VOLUME: 6,816
LM_CT106	TOTAL WK TO DATE VOLUME:	52,311
Committed:	20,582	Delivered: 30,482

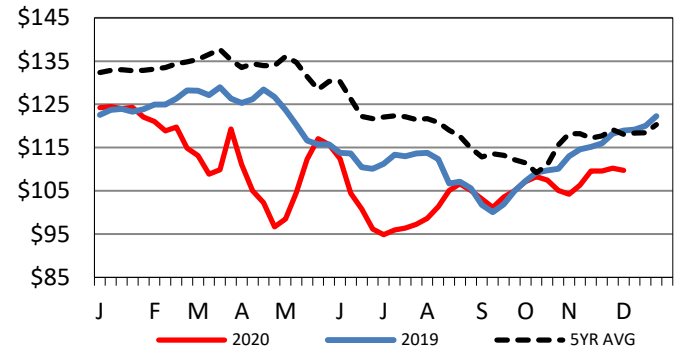
LM_CT134	COLORADO	LM_CT109
Neg. Cash Volume:	0	Dressed Formula Vol: 3,353
Live Steer Avg:	n/a	Steer/Heifer Avg: \$176.18
Live Heifer Avg:	n/a	Dressed Neg. Grid Vol: 1,609
Dressed Steer Avg:	n/a	Steer/Heifer Avg: \$182.11
Dressed Heifer Avg:	n/a	TOTAL VOLUME: 4,962
LM_CT106	TOTAL WK TO DATE VOLUME:	22,438
Committed:	1,947	Delivered: 12,474

LM_CT137	IA-MN	LM_CT109
Neg. Cash Volume:	634	Dressed Formula Vol: 3,264
Live Steer Avg:	\$104.00	Steer/Heifer Avg: \$175.57
Live Heifer Avg:	\$103.00	Dressed Neg. Grid Vol: 1,322
Dressed Steer Avg:	\$164.00	Steer/Heifer Avg: \$175.26
Dressed Heifer Avg:	\$166.00	TOTAL VOLUME: 5,220
LM_CT106	TOTAL WK TO DATE VOLUME:	33,837
Committed:	14,156	Delivered: 12,570

For Friday negotiated cash trading was mostly inactive on very light demand in all feeding regions. Not enough purchases for a market trend. In the Southern Plains the last reported market was on Tuesday with live purchases at 108.00. In the Western Cornbelt Wednesday was the last reported market with live purchases from 104.00-105.00 and dressed purchases at 168.00. Last week in Nebraska live purchases traded at 110.00 and dressed purchases traded from 172.00-174.00.

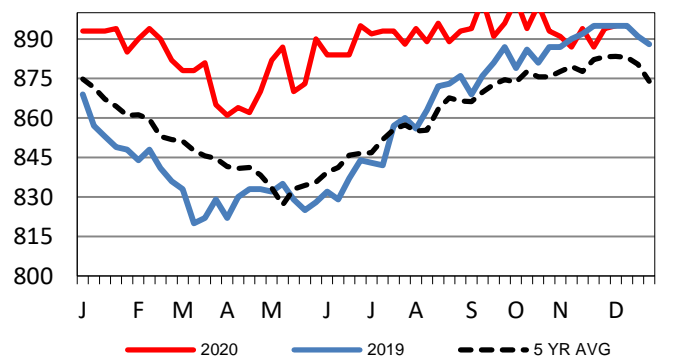
5-Area Live Steer Weighted Average

Last Week's Price = \$109.75



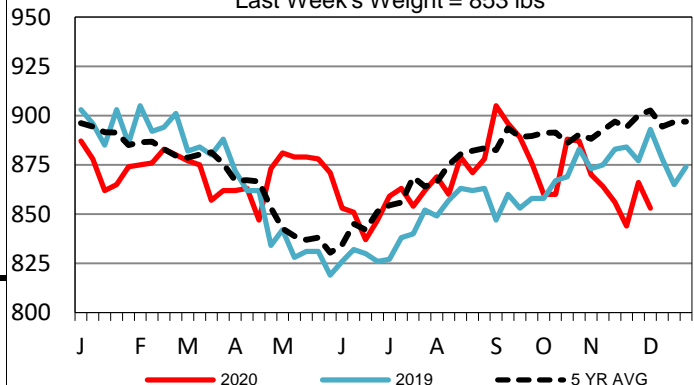
Kansas Formula Carcass Weights

Last Week's Weight = 895 lbs



Colorado Formula Carcass Weights

Last Week's Weight = 853 lbs



USDA Livestock, Poultry and Grain Market News

St. Joseph, Missouri

Phone: 816-676-7000

stjoe.lpgmn@ams.usda.gov