

Daily Direct Steer and Heifer Slaughter Cattle Summary

For Trade on:

Wednesday, December 09, 2020

LM_CT100	5-AREA	LM_CT109
Neg. Cash Volume:	19,375	Dressed Formula Vol: 33,953
Live Steer Avg:	\$105.50	Steer/Heifer Avg: \$180.25
Live Heifer Avg:	\$105.93	Dressed Neg. Grid Vol: 1,226
Dressed Steer Avg:	\$167.61	Steer/Heifer Avg: \$179.21
Dressed Heifer Avg:	\$167.96	TOTAL VOLUME: 54,554
LM_CT106	TOTAL WK TO DATE VOLUME:	147,804
Committed:	62,608	Delivered: 64,290

LM_CT118	TX-OK-NM	LM_CT109
Neg. Cash Volume:	940	Dressed Formula Vol: 5,966
Live Steer Avg:	\$107.92	Steer/Heifer Avg: \$177.93
Live Heifer Avg:	\$108.00	Dressed Neg. Grid Vol: 0
Dressed Steer Avg:	\$0.00	Steer/Heifer Avg: \$0.00
Dressed Heifer Avg:	\$0.00	TOTAL VOLUME: 6,906
LM_CT106	TOTAL WK TO DATE VOLUME:	29,577
Committed:	7,126	Delivered: 16,873

LM_CT121	KANSAS	LM_CT109
Neg. Cash Volume:	64	Dressed Formula Vol: 8,308
Live Steer Avg:	\$0.00	Steer/Heifer Avg: \$178.27
Live Heifer Avg:	\$0.00	Dressed Neg. Grid Vol: 0
Dressed Steer Avg:	\$0.00	Steer/Heifer Avg: \$0.00
Dressed Heifer Avg:	\$0.00	TOTAL VOLUME: 8,372
LM_CT106	TOTAL WK TO DATE VOLUME:	48,678
Committed:	15,670	Delivered: 15,245

LM_CT124	NEBRASKA	LM_CT109
Neg. Cash Volume:	7,491	Dressed Formula Vol: 10,325
Live Steer Avg:	\$106.27	Steer/Heifer Avg: \$182.77
Live Heifer Avg:	\$107.00	Dressed Neg. Grid Vol: 262
Dressed Steer Avg:	\$168.28	Steer/Heifer Avg: \$183.00
Dressed Heifer Avg:	\$168.65	TOTAL VOLUME: 18,078
LM_CT106	TOTAL WK TO DATE VOLUME:	32,002
Committed:	15,670	Delivered: 14,275

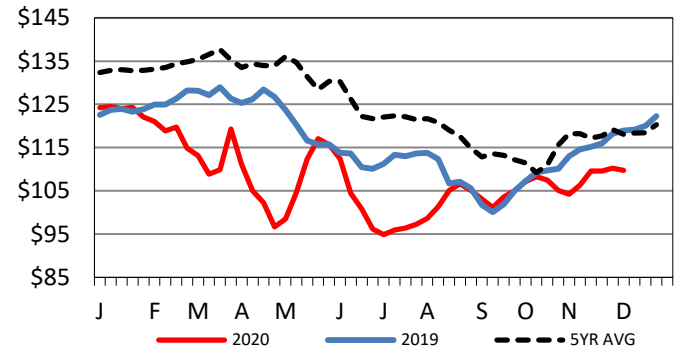
LM_CT134	COLORADO	LM_CT109
Neg. Cash Volume:	0	Dressed Formula Vol: 6,122
Live Steer Avg:	n/a	Steer/Heifer Avg: \$183.88
Live Heifer Avg:	n/a	Dressed Neg. Grid Vol: 623
Dressed Steer Avg:	n/a	Steer/Heifer Avg: \$180.25
Dressed Heifer Avg:	n/a	TOTAL VOLUME: 6,745
LM_CT106	TOTAL WK TO DATE VOLUME:	15,447
Committed:	9,703	Delivered: 6,106

LM_CT137	IA-MN	LM_CT109
Neg. Cash Volume:	10,880	Dressed Formula Vol: 3,346
Live Steer Avg:	\$104.35	Steer/Heifer Avg: \$174.99
Live Heifer Avg:	\$104.91	Dressed Neg. Grid Vol: 374
Dressed Steer Avg:	\$166.86	Steer/Heifer Avg: \$175.13
Dressed Heifer Avg:	\$167.17	TOTAL VOLUME: 14,600
LM_CT106	TOTAL WK TO DATE VOLUME:	22,620
Committed:	14,439	Delivered: 11,791

For Wednesday negotiated cash trading was mostly inactive on very light demand in the Southern Plains. The last reported market was on Tuesday with live at 108.00. For Wednesday in Nebraska and Western Cornbelt negotiated cash trading was slow on light to moderate demand. In Nebraska a few live and dressed traded at 107.00 and from 168.00-170.00, respectively. Last week, in Nebraska, live traded at 110.00 and dressed traded from 172.00-174.00. Wednesday in the Western Cornbelt live traded 5.00 lower from 104.00-105.00 and dressed traded 4.00 lower at 168.00.

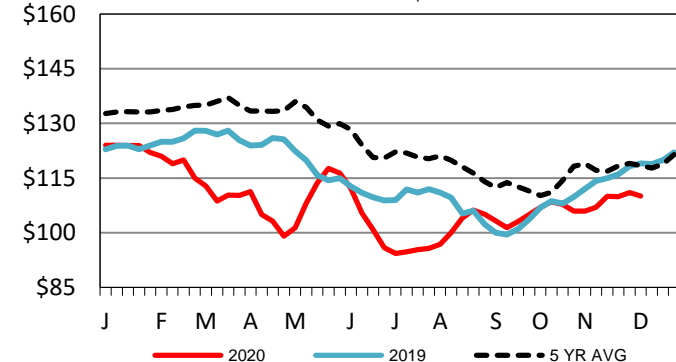
5-Area Live Steer Weighted Average

Last Week's Price = \$109.75



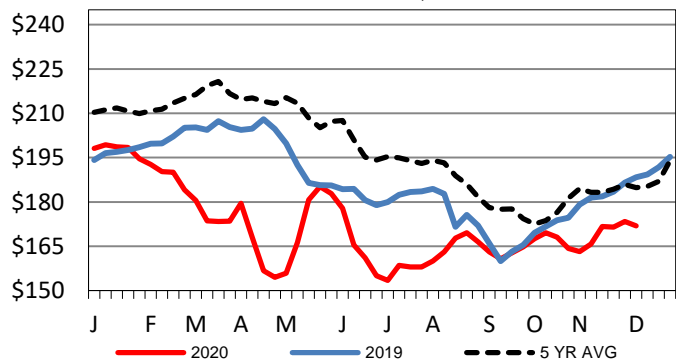
Kansas Weekly Live Steer Weighted Average

Last Week's Price = \$110.03



Iowa-Minnesota Wkly Dressed Steer Wtd Avg

Last Week's Price = \$171.92



USDA Livestock, Poultry and Grain Market News

St. Joseph, Missouri

Phone: 816-676-7000

stjoe.lpgmn@ams.usda.gov