

**Daily Direct Steer and Heifer Slaughter Cattle Summary**

For Trade on:

Monday, December 07, 2020

<a href="#">LM_CT100</a>	<b>5-AREA</b>	<a href="#">LM_CT109</a>
<b>Neg. Cash Volume:</b>	390	<b>Dressed Formula Vol:</b> 45,562
<b>Live Steer Avg:</b>	\$106.00	<b>Steer/Heifer Avg:</b> \$177.61
<b>Live Heifer Avg:</b>	\$0.00	<b>Dressed Neg. Grid Vol:</b> 4,786
<b>Dressed Steer Avg:</b>	\$168.00	<b>Steer/Heifer Avg:</b> \$175.54
<b>Dressed Heifer Avg:</b>	\$173.00	<b>TOTAL VOLUME:</b> 50,738
<a href="#">LM_CT106</a>	<b>TOTAL WK TO DATE VOLUME:</b>	50,738
<b>Committed:</b>	54,667	<b>Delivered:</b> 66,054

<a href="#">LM_CT118</a>	<b>TX-OK-NM</b>	<a href="#">LM_CT109</a>
<b>Neg. Cash Volume:</b>	0	<b>Dressed Formula Vol:</b> 12,581
<b>Live Steer Avg:</b>	\$0.00	<b>Steer/Heifer Avg:</b> \$177.08
<b>Live Heifer Avg:</b>	\$0.00	<b>Dressed Neg. Grid Vol:</b> 98
<b>Dressed Steer Avg:</b>	\$0.00	<b>Steer/Heifer Avg:</b> \$177.65
<b>Dressed Heifer Avg:</b>	\$0.00	<b>TOTAL VOLUME:</b> 12,679
<a href="#">LM_CT106</a>	<b>TOTAL WK TO DATE VOLUME:</b>	12,679
<b>Committed:</b>	15,144	<b>Delivered:</b> 13,702

<a href="#">LM_CT121</a>	<b>KANSAS</b>	<a href="#">LM_CT109</a>
<b>Neg. Cash Volume:</b>	0	<b>Dressed Formula Vol:</b> 21,667
<b>Live Steer Avg:</b>	\$0.00	<b>Steer/Heifer Avg:</b> \$178.36
<b>Live Heifer Avg:</b>	\$0.00	<b>Dressed Neg. Grid Vol:</b> 1,272
<b>Dressed Steer Avg:</b>	\$0.00	<b>Steer/Heifer Avg:</b> \$175.65
<b>Dressed Heifer Avg:</b>	\$0.00	<b>TOTAL VOLUME:</b> 22,939
<a href="#">LM_CT106</a>	<b>TOTAL WK TO DATE VOLUME:</b>	22,939
<b>Committed:</b>	11,357	<b>Delivered:</b> 16,489

<a href="#">LM_CT124</a>	<b>NEBRASKA</b>	<a href="#">LM_CT109</a>
<b>Neg. Cash Volume:</b>	0	<b>Dressed Formula Vol:</b> 5,451
<b>Live Steer Avg:</b>	\$0.00	<b>Steer/Heifer Avg:</b> \$177.44
<b>Live Heifer Avg:</b>	\$0.00	<b>Dressed Neg. Grid Vol:</b> 1,364
<b>Dressed Steer Avg:</b>	\$0.00	<b>Steer/Heifer Avg:</b> \$176.92
<b>Dressed Heifer Avg:</b>	\$0.00	<b>TOTAL VOLUME:</b> 6,815
<a href="#">LM_CT106</a>	<b>TOTAL WK TO DATE VOLUME:</b>	6,815
<b>Committed:</b>	14,628	<b>Delivered:</b> 17,713

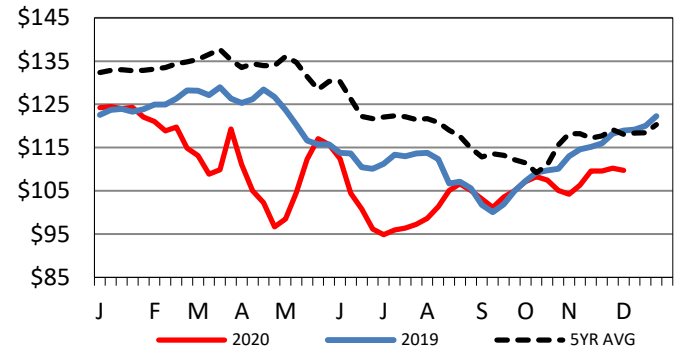
<a href="#">LM_CT134</a>	<b>COLORADO</b>	<a href="#">LM_CT109</a>
<b>Neg. Cash Volume:</b>	0	<b>Dressed Formula Vol:</b> 4,481
<b>Live Steer Avg:</b>	n/a	<b>Steer/Heifer Avg:</b> \$176.87
<b>Live Heifer Avg:</b>	n/a	<b>Dressed Neg. Grid Vol:</b> 748
<b>Dressed Steer Avg:</b>	n/a	<b>Steer/Heifer Avg:</b> \$176.42
<b>Dressed Heifer Avg:</b>	n/a	<b>TOTAL VOLUME:</b> 5,229
<a href="#">LM_CT106</a>	<b>TOTAL WK TO DATE VOLUME:</b>	5,229
<b>Committed:</b>	3,395	<b>Delivered:</b> 6,072

<a href="#">LM_CT137</a>	<b>IA-MN</b>	<a href="#">LM_CT109</a>
<b>Neg. Cash Volume:</b>	390	<b>Dressed Formula Vol:</b> 1,617
<b>Live Steer Avg:</b>	\$106.00	<b>Steer/Heifer Avg:</b> \$174.20
<b>Live Heifer Avg:</b>	\$0.00	<b>Dressed Neg. Grid Vol:</b> 1,342
<b>Dressed Steer Avg:</b>	\$168.00	<b>Steer/Heifer Avg:</b> \$173.45
<b>Dressed Heifer Avg:</b>	\$173.00	<b>TOTAL VOLUME:</b> 3,349
<a href="#">LM_CT106</a>	<b>TOTAL WK TO DATE VOLUME:</b>	3,349
<b>Committed:</b>	10,143	<b>Delivered:</b> 12,078

For Monday negotiated cash trading was at a standstill in the Southern Plains and Nebraska. In the Western Cornbelt negotiated cash trading was mostly inactive on very light demand. Not enough purchases for a market trend. Last week in the Texas Panhandle live purchases traded from 110.00-112.00. For the prior week in Kansas and Nebraska live purchases traded at 110.00 and dressed purchases, in Nebraska, traded at 172.00. For the previous week in the Western Cornbelt live purchases traded from 109.00-110.00 and dressed purchases traded at 172.00.

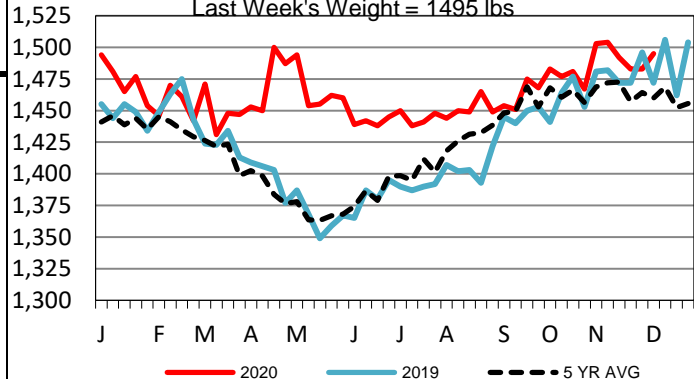
**5-Area Live Steer Weighted Average**

Last Week's Price = \$109.75



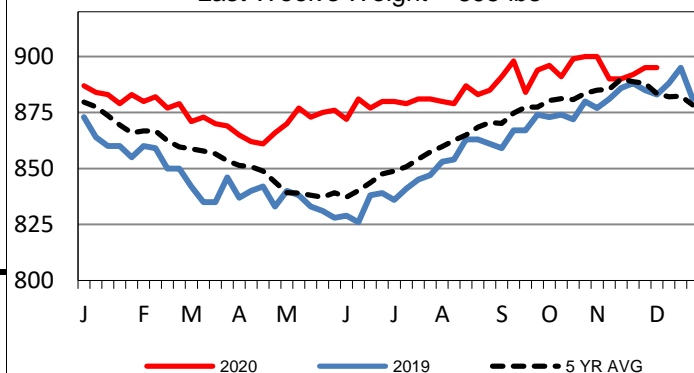
**5-Area Negotiated Cash Live Steer Weights**

Last Week's Weight = 1495 lbs



**5-Area Formula Carcass Weight**

Last Week's Weight = 895 lbs



**USDA Livestock, Poultry and Grain Market News**

St. Joseph, Missouri

Phone: 816-676-7000

[stjoe.lpgmn@ams.usda.gov](mailto:stjoe.lpgmn@ams.usda.gov)