

Daily Direct Steer and Heifer Slaughter Cattle Summary

For Trade on:

Tuesday, December 01, 2020

LM_CT100	5-AREA	LM_CT109
Neg. Cash Volume:	12,935	Dressed Formula Vol: 27,876
Live Steer Avg:	\$109.13	Steer/Heifer Avg: \$180.44
Live Heifer Avg:	\$109.45	Dressed Neg. Grid Vol: 2,848
Dressed Steer Avg:	\$172.15	Steer/Heifer Avg: \$175.24
Dressed Heifer Avg:	\$172.00	TOTAL VOLUME: 43,659
LM_CT106	TOTAL WK TO DATE VOLUME:	95,904
Committed:	78,844	Delivered: 67,893

LM_CT118	TX-OK-NM	LM_CT109
Neg. Cash Volume:	0	Dressed Formula Vol: 5,710
Live Steer Avg:	\$0.00	Steer/Heifer Avg: \$176.90
Live Heifer Avg:	\$0.00	Dressed Neg. Grid Vol: 0
Dressed Steer Avg:	\$0.00	Steer/Heifer Avg: \$0.00
Dressed Heifer Avg:	\$0.00	TOTAL VOLUME: 5,710
LM_CT106	TOTAL WK TO DATE VOLUME:	17,299
Committed:	18,280	Delivered: 15,616

LM_CT121	KANSAS	LM_CT109
Neg. Cash Volume:	0	Dressed Formula Vol: 10,007
Live Steer Avg:	\$0.00	Steer/Heifer Avg: \$176.60
Live Heifer Avg:	\$0.00	Dressed Neg. Grid Vol: 76
Dressed Steer Avg:	\$0.00	Steer/Heifer Avg: \$177.62
Dressed Heifer Avg:	\$0.00	TOTAL VOLUME: 10,083
LM_CT106	TOTAL WK TO DATE VOLUME:	31,773
Committed:	27,278	Delivered: 20,720

LM_CT124	NEBRASKA	LM_CT109
Neg. Cash Volume:	3,322	Dressed Formula Vol: 7,806
Live Steer Avg:	\$110.12	Steer/Heifer Avg: \$187.76
Live Heifer Avg:	\$110.05	Dressed Neg. Grid Vol: 1,442
Dressed Steer Avg:	\$0.00	Steer/Heifer Avg: \$176.29
Dressed Heifer Avg:	\$0.00	TOTAL VOLUME: 12,570
LM_CT106	TOTAL WK TO DATE VOLUME:	24,502
Committed:	13,412	Delivered: 16,237

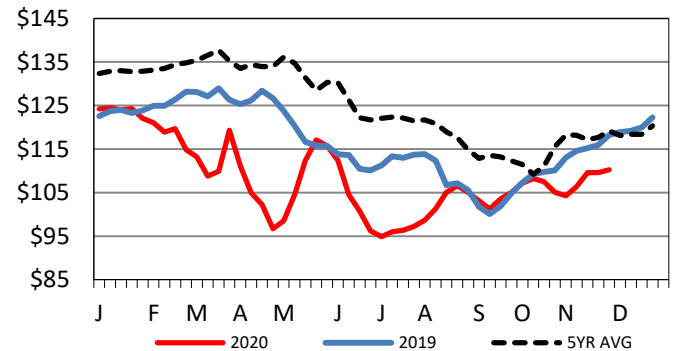
LM_CT134	COLORADO	LM_CT109
Neg. Cash Volume:	0	Dressed Formula Vol: 1,934
Live Steer Avg:	n/a	Steer/Heifer Avg: \$190.01
Live Heifer Avg:	n/a	Dressed Neg. Grid Vol: 85
Dressed Steer Avg:	n/a	Steer/Heifer Avg: \$184.22
Dressed Heifer Avg:	n/a	TOTAL VOLUME: 2,019
LM_CT106	TOTAL WK TO DATE VOLUME:	5,087
Committed:	3,654	Delivered: 5,521

LM_CT137	IA-MN	LM_CT109
Neg. Cash Volume:	9,613	Dressed Formula Vol: 2,489
Live Steer Avg:	\$108.57	Steer/Heifer Avg: \$173.64
Live Heifer Avg:	\$109.24	Dressed Neg. Grid Vol: 1,277
Dressed Steer Avg:	\$172.15	Steer/Heifer Avg: \$173.17
Dressed Heifer Avg:	\$172.00	TOTAL VOLUME: 13,379
LM_CT106	TOTAL WK TO DATE VOLUME:	17,487
Committed:	16,220	Delivered: 9,799

For Tuesday negotiated cash trading in Nebraska was limited on light demand with a few live at 110.00. Last week in Nebraska live and dressed traded from 110.00-111.00 and at 174.00, respectively. In the Western Cornbelt negotiated cash trading was slow on light to moderate demand with live steady with last week from 109.00-110.00, mostly 109.00. Not enough dressed for a full market trend. Last week in the Western Cornbelt dressed traded from 172.00-174.00. Negotiated cash trading was at a standstill in the Southern Plains. Last week in the Southern Plains live traded at 111.00.

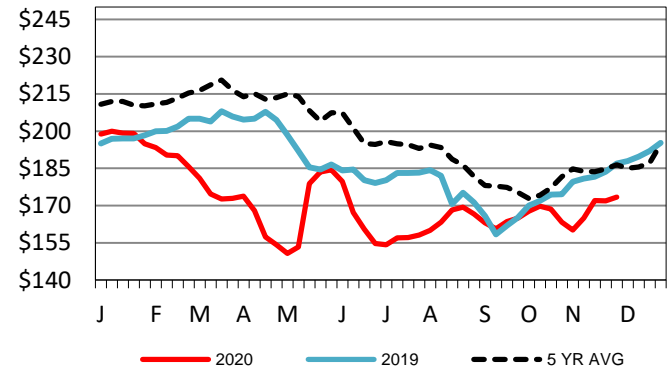
5-Area Live Steer Weighted Average

Last Week's Price = \$110.27



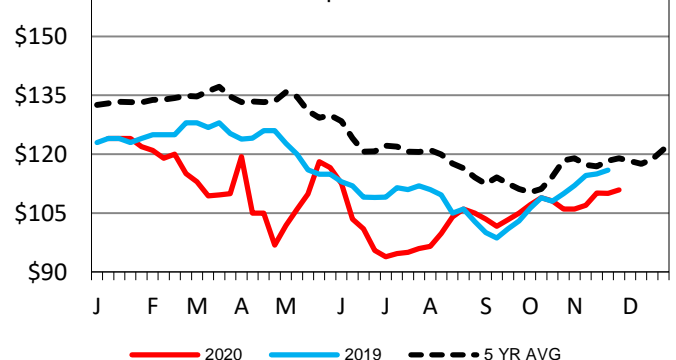
Nebraska Weekly Dressed Steer Weighted Avg

Last Week's Price = \$173.34



TX-OK-NM Wkly Live Steer Wtd Avg

Last week's price = \$110.93



USDA Livestock, Poultry and Grain Market News

St. Joseph, Missouri

Phone: 816-676-7000

stjoe.lpgmn@ams.usda.gov