

## Daily Direct Steer and Heifer Slaughter Cattle Summary

For Trade on:

Friday, November 20, 2020

<a href="#">LM_CT100</a>	<b>5-AREA</b>	<a href="#">LM_CT109</a>
<b>Neg. Cash Volume:</b>	2,338	<b>Dressed Formula Vol:</b> 35,850
Live Steer Avg:	\$106.66	Steer/Heifer Avg: \$176.96
Live Heifer Avg:	\$107.11	<b>Dressed Neg. Grid Vol:</b> 1,304
Dressed Steer Avg:	\$170.49	Steer/Heifer Avg: \$171.51
Dressed Heifer Avg:	\$171.64	<b>TOTAL VOLUME:</b> 39,492
<a href="#">LM_CT106</a>	<b>TOTAL WK TO DATE VOLUME:</b>	<b>259,215</b>
<b>Committed:</b>	<b>97,121</b>	<b>Delivered:</b> 104,262

<a href="#">LM_CT118</a>	<b>TX-OK-NM</b>	<a href="#">LM_CT109</a>
<b>Neg. Cash Volume:</b>	0	<b>Dressed Formula Vol:</b> 7,612
Live Steer Avg:	\$0.00	Steer/Heifer Avg: \$174.46
Live Heifer Avg:	\$0.00	<b>Dressed Neg. Grid Vol:</b> 0
Dressed Steer Avg:	\$0.00	Steer/Heifer Avg: \$0.00
Dressed Heifer Avg:	\$0.00	<b>TOTAL VOLUME:</b> 7,612
<a href="#">LM_CT106</a>	<b>TOTAL WK TO DATE VOLUME:</b>	<b>48,691</b>
<b>Committed:</b>	<b>28,726</b>	<b>Delivered:</b> 28,449

<a href="#">LM_CT121</a>	<b>KANSAS</b>	<a href="#">LM_CT109</a>
<b>Neg. Cash Volume:</b>	130	<b>Dressed Formula Vol:</b> 13,794
Live Steer Avg:	\$109.00	Steer/Heifer Avg: \$177.30
Live Heifer Avg:	\$0.00	<b>Dressed Neg. Grid Vol:</b> 0
Dressed Steer Avg:	\$0.00	Steer/Heifer Avg: \$0.00
Dressed Heifer Avg:	\$0.00	<b>TOTAL VOLUME:</b> 13,924
<a href="#">LM_CT106</a>	<b>TOTAL WK TO DATE VOLUME:</b>	<b>85,806</b>
<b>Committed:</b>	<b>23,651</b>	<b>Delivered:</b> 27,037

<a href="#">LM_CT124</a>	<b>NEBRASKA</b>	<a href="#">LM_CT109</a>
<b>Neg. Cash Volume:</b>	804	<b>Dressed Formula Vol:</b> 7,562
Live Steer Avg:	\$0.00	Steer/Heifer Avg: \$177.09
Live Heifer Avg:	\$107.00	<b>Dressed Neg. Grid Vol:</b> 641
Dressed Steer Avg:	\$0.00	Steer/Heifer Avg: \$169.46
Dressed Heifer Avg:	\$172.00	<b>TOTAL VOLUME:</b> 9,007
<a href="#">LM_CT106</a>	<b>TOTAL WK TO DATE VOLUME:</b>	<b>72,714</b>
<b>Committed:</b>	<b>23,862</b>	<b>Delivered:</b> 27,178

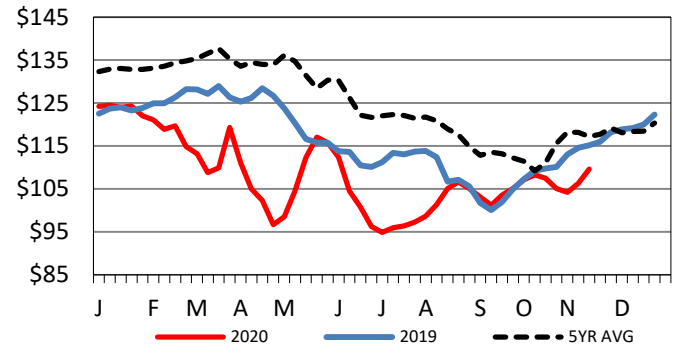
<a href="#">LM_CT134</a>	<b>COLORADO</b>	<a href="#">LM_CT109</a>
<b>Neg. Cash Volume:</b>	0	<b>Dressed Formula Vol:</b> 2,258
Live Steer Avg:	n/a	Steer/Heifer Avg: \$188.19
Live Heifer Avg:	n/a	<b>Dressed Neg. Grid Vol:</b> 0
Dressed Steer Avg:	n/a	Steer/Heifer Avg: \$0.00
Dressed Heifer Avg:	n/a	<b>TOTAL VOLUME:</b> 2,258
<a href="#">LM_CT106</a>	<b>TOTAL WK TO DATE VOLUME:</b>	<b>12,776</b>
<b>Committed:</b>	<b>9,113</b>	<b>Delivered:</b> 4,675

<a href="#">LM_CT137</a>	<b>IA-MN</b>	<a href="#">LM_CT109</a>
<b>Neg. Cash Volume:</b>	574	<b>Dressed Formula Vol:</b> 4,956
Live Steer Avg:	\$105.00	Steer/Heifer Avg: \$174.33
Live Heifer Avg:	\$108.00	<b>Dressed Neg. Grid Vol:</b> 732
Dressed Steer Avg:	\$170.35	Steer/Heifer Avg: \$172.73
Dressed Heifer Avg:	\$170.00	<b>TOTAL VOLUME:</b> 6,262
<a href="#">LM_CT106</a>	<b>TOTAL WK TO DATE VOLUME:</b>	<b>39,988</b>
<b>Committed:</b>	<b>11,769</b>	<b>Delivered:</b> 16,923

For Friday in the Texas Panhandle negotiated cash trading was at a standstill. In Kansas, Nebraska and Western Cornbelt negotiated cash trading was mostly inactive on light demand. Not enough purchases in any feeding region for a full market trend. Wednesday was the last reported market in all regions. In the Southern Plains and Nebraska live purchases traded at 110.00 and, in Nebraska dressed purchases traded at 172.00. In the Western Cornbelt live purchases traded from 109.00-110.00 and dressed purchases traded at 172.00.

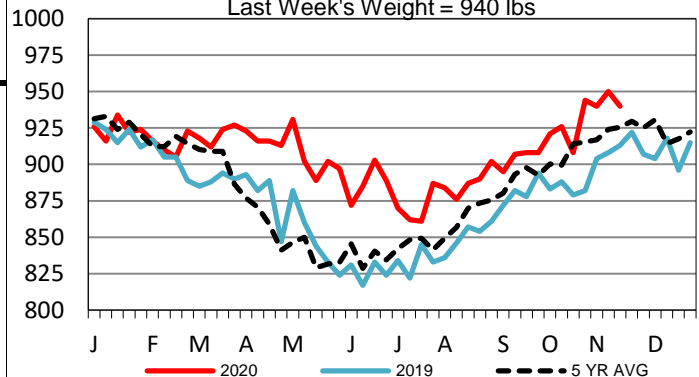
## 5-Area Live Steer Weighted Average

Last Week's Price = \$109.62



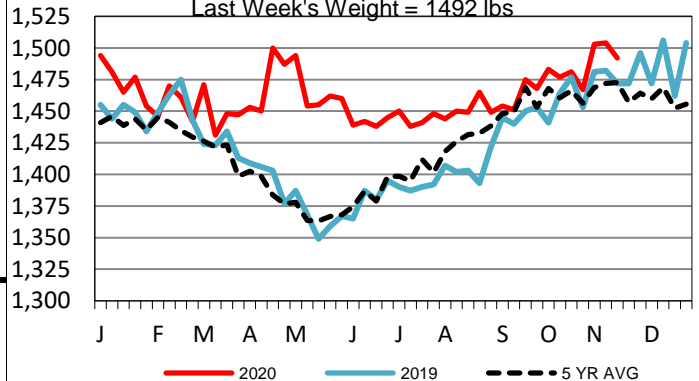
## Iowa-Minnesota Formula Carcass Weights

Last Week's Weight = 940 lbs



## 5-Area Negotiated Cash Live Steer Weights

Last Week's Weight = 1492 lbs



## USDA Livestock, Poultry and Grain Market News

St. Joseph, Missouri

Phone: 816-676-7000

[stjoe.lpgmn@ams.usda.gov](mailto:stjoe.lpgmn@ams.usda.gov)