

Daily Direct Steer and Heifer Slaughter Cattle Summary

For Trade on:

Tuesday, November 17, 2020

LM_CT100	5-AREA	LM_CT109
Neg. Cash Volume:	5,375	Dressed Formula Vol: 24,902
Live Steer Avg:	\$109.67	Steer/Heifer Avg: \$175.63
Live Heifer Avg:	\$110.00	Dressed Neg. Grid Vol: 2,344
Dressed Steer Avg:	\$0.00	Steer/Heifer Avg: \$169.62
Dressed Heifer Avg:	\$0.00	TOTAL VOLUME: 32,621
LM_CT106	TOTAL WK TO DATE VOLUME:	82,229
Committed:	52,692	Delivered: 65,451

LM_CT118	TX-OK-NM	LM_CT109
Neg. Cash Volume:	2,703	Dressed Formula Vol: 5,939
Live Steer Avg:	\$110.00	Steer/Heifer Avg: \$172.52
Live Heifer Avg:	\$110.00	Dressed Neg. Grid Vol: 0
Dressed Steer Avg:	\$0.00	Steer/Heifer Avg: \$0.00
Dressed Heifer Avg:	\$0.00	TOTAL VOLUME: 8,642
LM_CT106	TOTAL WK TO DATE VOLUME:	20,602
Committed:	9,099	Delivered: 15,373

LM_CT121	KANSAS	LM_CT109
Neg. Cash Volume:	1,285	Dressed Formula Vol: 8,672
Live Steer Avg:	\$110.00	Steer/Heifer Avg: \$173.10
Live Heifer Avg:	\$110.00	Dressed Neg. Grid Vol: 0
Dressed Steer Avg:	\$0.00	Steer/Heifer Avg: \$0.00
Dressed Heifer Avg:	\$0.00	TOTAL VOLUME: 9,957
LM_CT106	TOTAL WK TO DATE VOLUME:	35,800
Committed:	26,064	Delivered: 19,514

LM_CT124	NEBRASKA	LM_CT109
Neg. Cash Volume:	0	Dressed Formula Vol: 6,414
Live Steer Avg:	\$0.00	Steer/Heifer Avg: \$179.98
Live Heifer Avg:	\$0.00	Dressed Neg. Grid Vol: 336
Dressed Steer Avg:	\$0.00	Steer/Heifer Avg: \$174.27
Dressed Heifer Avg:	\$0.00	TOTAL VOLUME: 6,750
LM_CT106	TOTAL WK TO DATE VOLUME:	12,963
Committed:	8,251	Delivered: 12,306

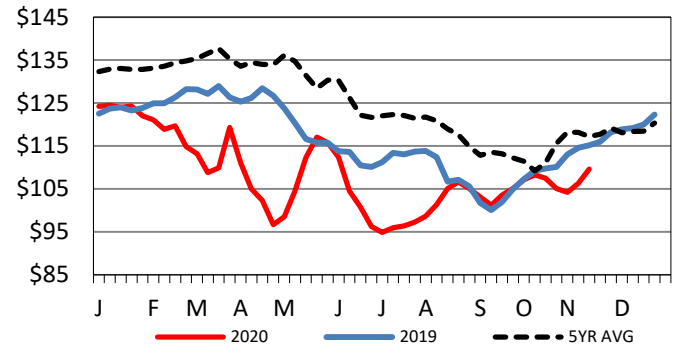
LM_CT134	COLORADO	LM_CT109
Neg. Cash Volume:	0	Dressed Formula Vol: 2,499
Live Steer Avg:	n/a	Steer/Heifer Avg: \$183.12
Live Heifer Avg:	n/a	Dressed Neg. Grid Vol: 1,850
Dressed Steer Avg:	n/a	Steer/Heifer Avg: \$168.86
Dressed Heifer Avg:	n/a	TOTAL VOLUME: 4,349
LM_CT106	TOTAL WK TO DATE VOLUME:	7,349
Committed:	3,413	Delivered: 6,942

LM_CT137	IA-MN	LM_CT109
Neg. Cash Volume:	1,387	Dressed Formula Vol: 1,491
Live Steer Avg:	\$108.78	Steer/Heifer Avg: \$171.94
Live Heifer Avg:	\$0.00	Dressed Neg. Grid Vol: 158
Dressed Steer Avg:	\$0.00	Steer/Heifer Avg: \$168.64
Dressed Heifer Avg:	\$170.00	TOTAL VOLUME: 3,036
LM_CT106	TOTAL WK TO DATE VOLUME:	5,890
Committed:	5,865	Delivered: 11,316

For Tuesday in the Southern Plains and Western Cornbelt negotiated cash trading was limited on light demand. In the Texas Panhandle live purchases traded steady at 110.00 when compared to last week. In Kansas a few live traded at 110.00. In Nebraska negotiated cash trading was at a standstill. Not enough purchases in Kansas, Nebraska and Western Cornbelt for a market trend. Last week in Kansas and Nebraska live purchases traded at 110.00 and dressed purchases, in Nebraska, traded at 172.00. For the prior week in the Western Cornbelt live purchases traded from 108.00-110.00 and dressed purchases traded at

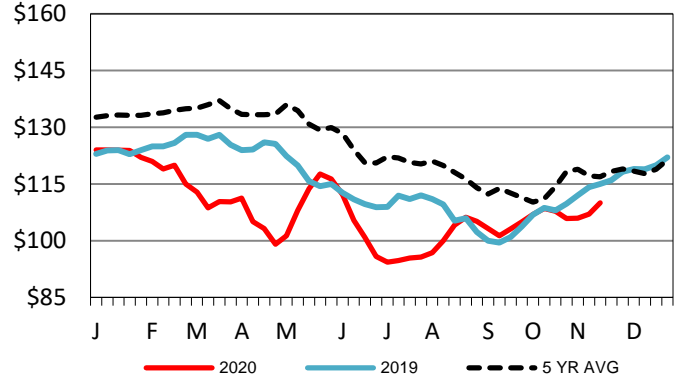
5-Area Live Steer Weighted Average

Last Week's Price = \$109.62



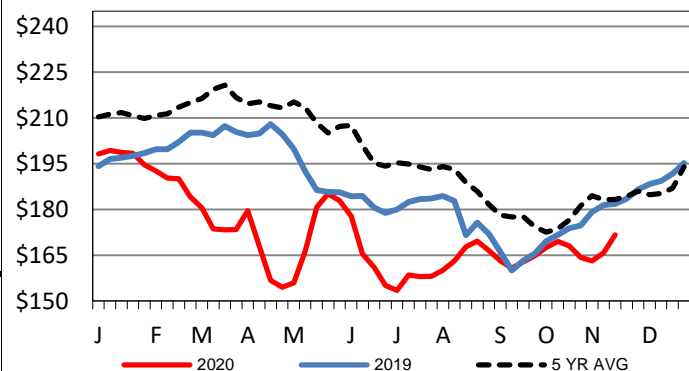
Kansas Weekly Live Steer Weighted Average

Last Week's Price = \$110.01



Iowa-Minnesota Wkly Dressed Steer Wtd Avg

Last Week's Price = \$171.68



USDA Livestock, Poultry and Grain Market News

St. Joseph, Missouri

Phone: 816-676-7000

stjoe.lpgmn@ams.usda.gov