

Daily Direct Steer and Heifer Slaughter Cattle Summary

For Trade on:

Monday, November 16, 2020

LM_CT100	5-AREA	LM_CT109
Neg. Cash Volume:	250	Dressed Formula Vol: 45,559
Live Steer Avg:	\$110.00	Steer/Heifer Avg: \$171.25
Live Heifer Avg:	\$0.00	Dressed Neg. Grid Vol: 3,799
Dressed Steer Avg:	\$0.00	Steer/Heifer Avg: \$170.49
Dressed Heifer Avg:	\$170.00	TOTAL VOLUME: 49,608
LM_CT106	TOTAL WK TO DATE VOLUME:	49,608
Committed:	60,013	Delivered: 71,072

LM_CT118	TX-OK-NM	LM_CT109
Neg. Cash Volume:	0	Dressed Formula Vol: 11,824
Live Steer Avg:	\$0.00	Steer/Heifer Avg: \$170.03
Live Heifer Avg:	\$0.00	Dressed Neg. Grid Vol: 136
Dressed Steer Avg:	\$0.00	Steer/Heifer Avg: \$156.59
Dressed Heifer Avg:	\$0.00	TOTAL VOLUME: 11,960
LM_CT106	TOTAL WK TO DATE VOLUME:	11,960
Committed:	9,496	Delivered: 17,816

LM_CT121	KANSAS	LM_CT109
Neg. Cash Volume:	0	Dressed Formula Vol: 24,314
Live Steer Avg:	\$0.00	Steer/Heifer Avg: \$172.19
Live Heifer Avg:	\$0.00	Dressed Neg. Grid Vol: 1,529
Dressed Steer Avg:	\$0.00	Steer/Heifer Avg: \$169.70
Dressed Heifer Avg:	\$0.00	TOTAL VOLUME: 25,843
LM_CT106	TOTAL WK TO DATE VOLUME:	25,843
Committed:	17,915	Delivered: 14,476

LM_CT124	NEBRASKA	LM_CT109
Neg. Cash Volume:	0	Dressed Formula Vol: 5,062
Live Steer Avg:	\$0.00	Steer/Heifer Avg: \$171.26
Live Heifer Avg:	\$0.00	Dressed Neg. Grid Vol: 1,151
Dressed Steer Avg:	\$0.00	Steer/Heifer Avg: \$173.35
Dressed Heifer Avg:	\$0.00	TOTAL VOLUME: 6,213
LM_CT106	TOTAL WK TO DATE VOLUME:	6,213
Committed:	14,622	Delivered: 18,982

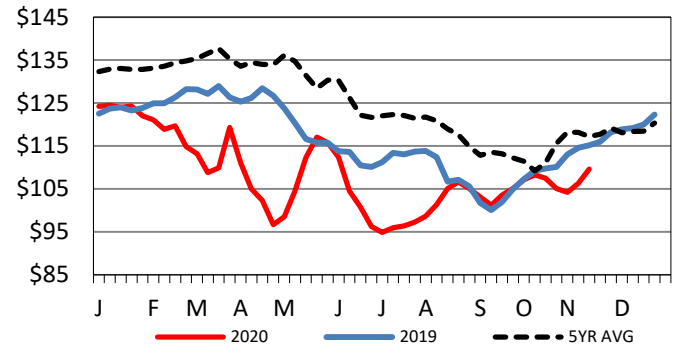
LM_CT134	COLORADO	LM_CT109
Neg. Cash Volume:	0	Dressed Formula Vol: 2,586
Live Steer Avg:	n/a	Steer/Heifer Avg: \$170.25
Live Heifer Avg:	n/a	Dressed Neg. Grid Vol: 414
Dressed Steer Avg:	n/a	Steer/Heifer Avg: \$172.81
Dressed Heifer Avg:	n/a	TOTAL VOLUME: 3,000
LM_CT106	TOTAL WK TO DATE VOLUME:	3,000
Committed:	5,573	Delivered: 6,906

LM_CT137	IA-MN	LM_CT109
Neg. Cash Volume:	250	Dressed Formula Vol: 2,035
Live Steer Avg:	\$110.00	Steer/Heifer Avg: \$168.44
Live Heifer Avg:	\$0.00	Dressed Neg. Grid Vol: 569
Dressed Steer Avg:	\$0.00	Steer/Heifer Avg: \$168.42
Dressed Heifer Avg:	\$170.00	TOTAL VOLUME: 2,854
LM_CT106	TOTAL WK TO DATE VOLUME:	2,854
Committed:	12,407	Delivered: 12,892

For Monday in the Southern Plains and Nebraska negotiated cash trading was at a standstill. In the Western Cornbelt negotiated cash trading was mostly inactive on very light demand. Not enough purchases for a market trend. Last week in the Southern Plains and Nebraska live purchases traded at 110.00 and dressed purchases, in Nebraska, traded at 172.00. For the prior week in the Western Cornbelt live purchases traded from 108.00-110.00 and dressed purchases traded at 172.00.

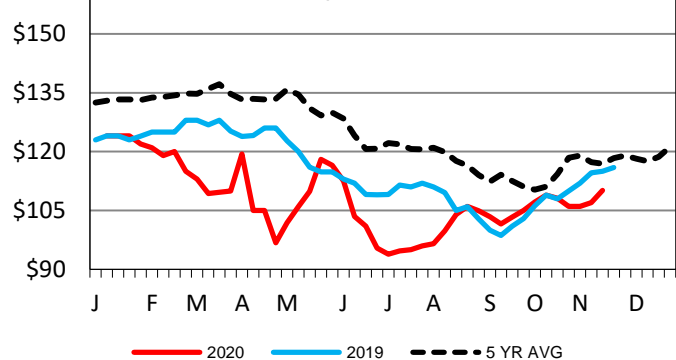
5-Area Live Steer Weighted Average

Last Week's Price = \$109.62



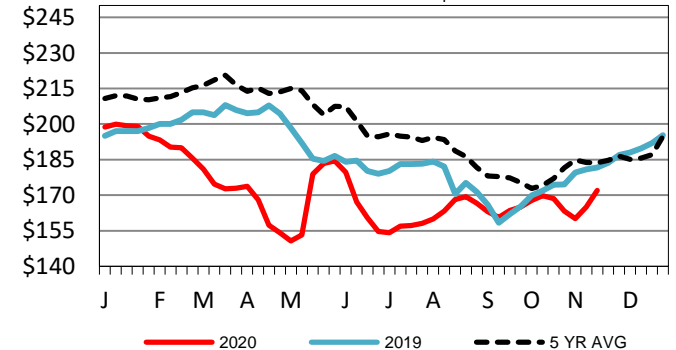
TX-OK-NM Wkly Live Steer Wtd Avg

Last week's price = \$110.13



Nebraska Weekly DressedSteer Weighted Avg

Last Week's Price = \$171.97



USDA Livestock, Poultry and Grain Market News

St. Joseph, Missouri

Phone: 816-676-7000

stjoe.lpgmn@ams.usda.gov