

## Daily Direct Steer and Heifer Slaughter Cattle Summary

For Trade on:

Friday, October 30, 2020

<a href="#">LM_CT100</a>	<b>5-AREA</b>	<a href="#">LM_CT109</a>
<b>Neg. Cash Volume:</b>	22,751	<b>Dressed Formula Vol:</b> 33,301
<b>Live Steer Avg:</b>	\$104.34	<b>Steer/Heifer Avg:</b> \$169.81
<b>Live Heifer Avg:</b>	\$105.38	<b>Dressed Neg. Grid Vol:</b> 3,739
<b>Dressed Steer Avg:</b>	\$163.86	<b>Steer/Heifer Avg:</b> \$170.17
<b>Dressed Heifer Avg:</b>	\$163.06	<b>TOTAL VOLUME:</b> 59,791
<a href="#">LM_CT106</a>	<b>TOTAL WK TO DATE VOLUME:</b>	<b>213,384</b>
<b>Committed:</b>	<b>93,581</b>	<b>Delivered:</b> 109,061

<a href="#">LM_CT118</a>	<b>TX-OK-NM</b>	<a href="#">LM_CT109</a>
<b>Neg. Cash Volume:</b>	0	<b>Dressed Formula Vol:</b> 6,843
<b>Live Steer Avg:</b>	\$0.00	<b>Steer/Heifer Avg:</b> \$169.17
<b>Live Heifer Avg:</b>	\$0.00	<b>Dressed Neg. Grid Vol:</b> 0
<b>Dressed Steer Avg:</b>	\$0.00	<b>Steer/Heifer Avg:</b> \$0.00
<b>Dressed Heifer Avg:</b>	\$0.00	<b>TOTAL VOLUME:</b> 6,843
<a href="#">LM_CT106</a>	<b>TOTAL WK TO DATE VOLUME:</b>	<b>37,706</b>
<b>Committed:</b>	<b>3,307</b>	<b>Delivered:</b> 28,506

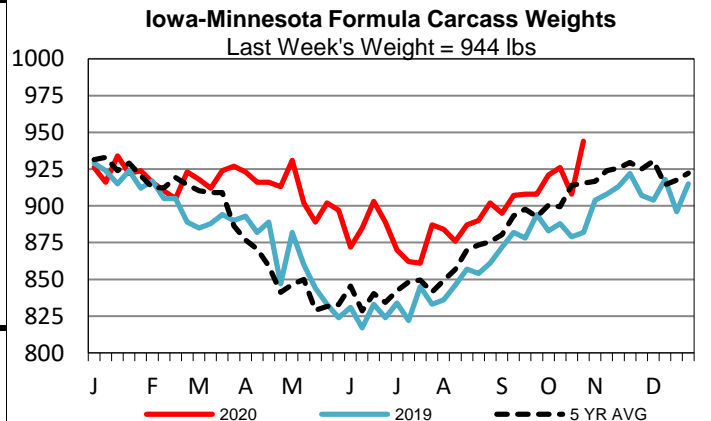
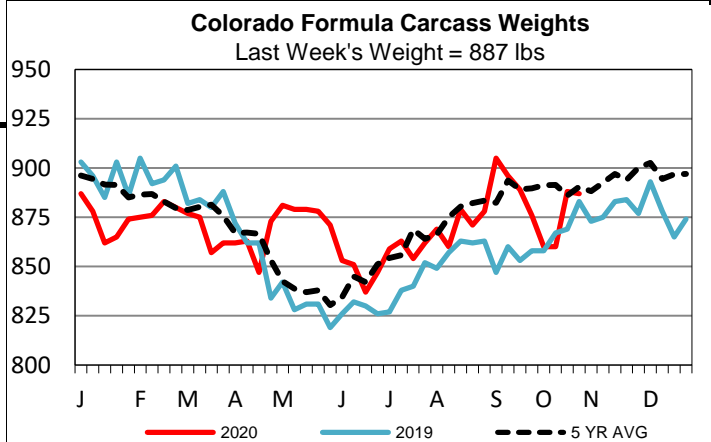
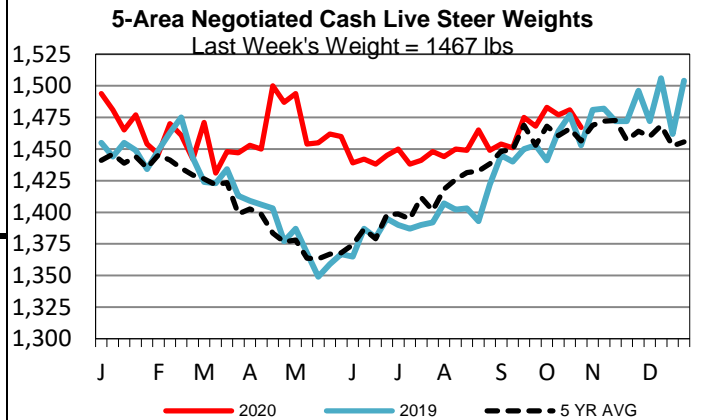
<a href="#">LM_CT121</a>	<b>KANSAS</b>	<a href="#">LM_CT109</a>
<b>Neg. Cash Volume:</b>	2,537	<b>Dressed Formula Vol:</b> 14,455
<b>Live Steer Avg:</b>	\$105.61	<b>Steer/Heifer Avg:</b> \$171.07
<b>Live Heifer Avg:</b>	\$106.00	<b>Dressed Neg. Grid Vol:</b> 60
<b>Dressed Steer Avg:</b>	\$0.00	<b>Steer/Heifer Avg:</b> \$163.25
<b>Dressed Heifer Avg:</b>	\$0.00	<b>TOTAL VOLUME:</b> 17,052
<a href="#">LM_CT106</a>	<b>TOTAL WK TO DATE VOLUME:</b>	<b>69,205</b>
<b>Committed:</b>	<b>25,679</b>	<b>Delivered:</b> 27,817

<a href="#">LM_CT124</a>	<b>NEBRASKA</b>	<a href="#">LM_CT109</a>
<b>Neg. Cash Volume:</b>	15,694	<b>Dressed Formula Vol:</b> 6,140
<b>Live Steer Avg:</b>	\$104.70	<b>Steer/Heifer Avg:</b> \$169.73
<b>Live Heifer Avg:</b>	\$105.15	<b>Dressed Neg. Grid Vol:</b> 1,405
<b>Dressed Steer Avg:</b>	\$163.00	<b>Steer/Heifer Avg:</b> \$172.49
<b>Dressed Heifer Avg:</b>	\$163.00	<b>TOTAL VOLUME:</b> 23,239
<a href="#">LM_CT106</a>	<b>TOTAL WK TO DATE VOLUME:</b>	<b>57,865</b>
<b>Committed:</b>	<b>31,718</b>	<b>Delivered:</b> 28,833

<a href="#">LM_CT134</a>	<b>COLORADO</b>	<a href="#">LM_CT109</a>
<b>Neg. Cash Volume:</b>	0	<b>Dressed Formula Vol:</b> 2,885
<b>Live Steer Avg:</b>	n/a	<b>Steer/Heifer Avg:</b> \$168.67
<b>Live Heifer Avg:</b>	n/a	<b>Dressed Neg. Grid Vol:</b> 539
<b>Dressed Steer Avg:</b>	n/a	<b>Steer/Heifer Avg:</b> \$172.22
<b>Dressed Heifer Avg:</b>	n/a	<b>TOTAL VOLUME:</b> 3,424
<a href="#">LM_CT106</a>	<b>TOTAL WK TO DATE VOLUME:</b>	<b>17,936</b>
<b>Committed:</b>	<b>12,531</b>	<b>Delivered:</b> 5,896

<a href="#">LM_CT137</a>	<b>IA-MN</b>	<a href="#">LM_CT109</a>
<b>Neg. Cash Volume:</b>	4,520	<b>Dressed Formula Vol:</b> 3,201
<b>Live Steer Avg:</b>	\$102.61	<b>Steer/Heifer Avg:</b> \$166.37
<b>Live Heifer Avg:</b>	\$104.00	<b>Dressed Neg. Grid Vol:</b> 1,735
<b>Dressed Steer Avg:</b>	\$164.53	<b>Steer/Heifer Avg:</b> \$167.90
<b>Dressed Heifer Avg:</b>	\$163.08	<b>TOTAL VOLUME:</b> 9,456
<a href="#">LM_CT106</a>	<b>TOTAL WK TO DATE VOLUME:</b>	<b>32,674</b>
<b>Committed:</b>	<b>20,346</b>	<b>Delivered:</b> 18,009

On Friday cash trading in the Texas was at a standstill. The last reported live market was on Thursday at 106.00. In Kansas cash trading was limited on light demand. A few live steady with Thursday at 106.00. In Nebraska cash trading was light to moderate on moderate demand with live 2.00 higher compared to Thursday at 105.00 with a few up to 106.00. The last dressed market was last week from 162.00- 166.00. In the Western Cornbelt cash trading was limited on light demand. The last live market was Thursday with live from 101.00-103.00 and last week dressed traded from 163.00-165.00.



## USDA Livestock, Poultry and Grain Market News

St. Joseph, Missouri

Phone: 816-676-7000

[stjoe.lpgmn@ams.usda.gov](mailto:stjoe.lpgmn@ams.usda.gov)