

Daily Direct Steer and Heifer Slaughter Cattle Summary

For Trade on:

Thursday, October 29, 2020

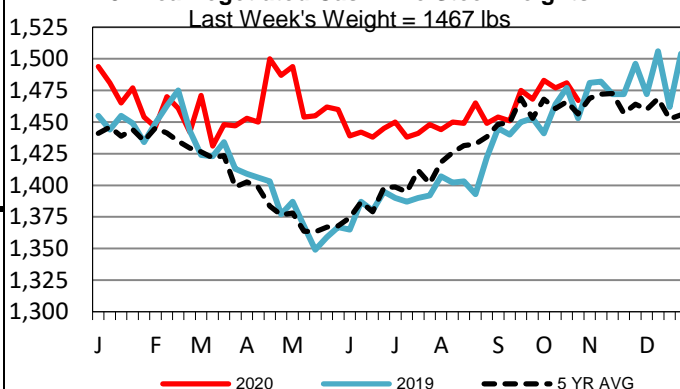
LM_CT100	5-AREA	LM_CT109
Neg. Cash Volume:	16,972	Dressed Formula Vol: 30,189
Live Steer Avg:	\$104.49	Steer/Heifer Avg: \$172.04
Live Heifer Avg:	\$104.19	Dressed Neg. Grid Vol: 4,214
Dressed Steer Avg:	\$161.59	Steer/Heifer Avg: \$171.57
Dressed Heifer Avg:	\$160.65	TOTAL VOLUME: 51,375
LM_CT106	TOTAL WK TO DATE VOLUME:	153,773
Committed:	63,345	Delivered: 61,922

On Thursday negotiated cash trading was limited on light demand in all feeding regions. In the Southern Plains live purchases traded steady with last week at 106.00. In Nebraska, live purchases traded 2.00 lower than last week at 103.00. In the Western Cornbelt compared to last week live purchases traded 2.00 lower from 101.00-103.00. A light test was noted on all live purchases. Last week in Nebraska dressed purchases traded from 162.00-166.00. Last week in the Western Cornbelt, dressed purchases traded from 163.00-165.00.

LM_CT118	TX-OK-NM	LM_CT109
Neg. Cash Volume:	2,114	Dressed Formula Vol: 4,477
Live Steer Avg:	\$106.00	Steer/Heifer Avg: \$169.78
Live Heifer Avg:	\$106.00	Dressed Neg. Grid Vol: 19
Dressed Steer Avg:	\$0.00	Steer/Heifer Avg: \$155.77
Dressed Heifer Avg:	\$0.00	TOTAL VOLUME: 6,610
LM_CT106	TOTAL WK TO DATE VOLUME:	30,863
Committed:	14,605	Delivered: 12,958

5-Area Negotiated Cash Live Steer Weights

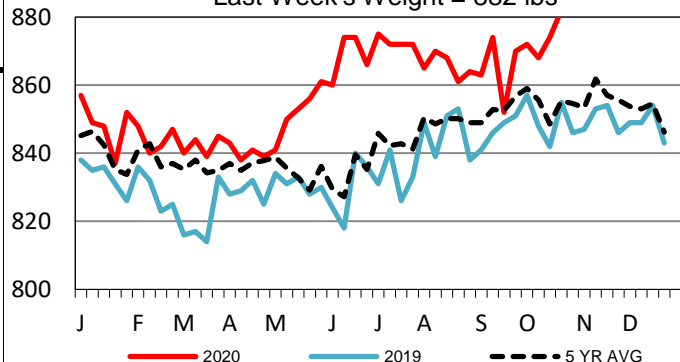
Last Week's Weight = 1467 lbs



LM_CT121	KANSAS	LM_CT109
Neg. Cash Volume:	6,008	Dressed Formula Vol: 10,837
Live Steer Avg:	\$106.00	Steer/Heifer Avg: \$170.86
Live Heifer Avg:	\$105.94	Dressed Neg. Grid Vol: 74
Dressed Steer Avg:	\$0.00	Steer/Heifer Avg: \$180.86
Dressed Heifer Avg:	\$0.00	TOTAL VOLUME: 16,919
LM_CT106	TOTAL WK TO DATE VOLUME:	52,153
Committed:	23,789	Delivered: 15,839

TX-OK-NM Formula Carcass Weights

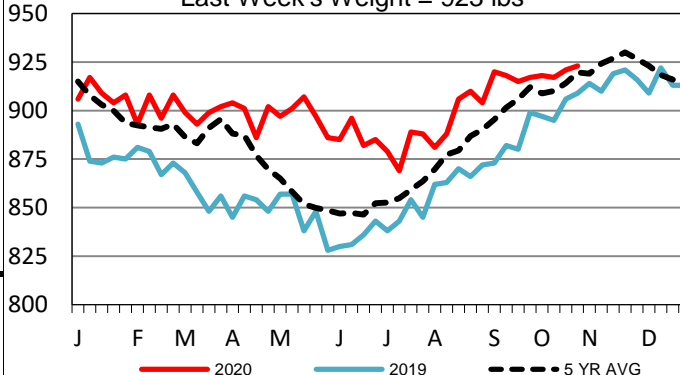
Last Week's Weight = 882 lbs



LM_CT124	NEBRASKA	LM_CT109
Neg. Cash Volume:	4,725	Dressed Formula Vol: 8,643
Live Steer Avg:	\$103.27	Steer/Heifer Avg: \$170.92
Live Heifer Avg:	\$103.17	Dressed Neg. Grid Vol: 1,469
Dressed Steer Avg:	\$162.00	Steer/Heifer Avg: \$173.56
Dressed Heifer Avg:	\$0.00	TOTAL VOLUME: 14,837
LM_CT106	TOTAL WK TO DATE VOLUME:	34,626
Committed:	10,636	Delivered: 16,442

Nebraska Formula Carcass Weights

Last Week's Weight = 923 lbs



LM_CT134	COLORADO	LM_CT109
Neg. Cash Volume:	0	Dressed Formula Vol: 3,548
Live Steer Avg:	n/a	Steer/Heifer Avg: \$185.76
Live Heifer Avg:	n/a	Dressed Neg. Grid Vol: 919
Dressed Steer Avg:	n/a	Steer/Heifer Avg: \$171.67
Dressed Heifer Avg:	n/a	TOTAL VOLUME: 4,467
LM_CT106	TOTAL WK TO DATE VOLUME:	14,512
Committed:	4,183	Delivered: 6,972

LM_CT137	IA-MN	LM_CT109
Neg. Cash Volume:	4,125	Dressed Formula Vol: 3,382
Live Steer Avg:	\$101.45	Steer/Heifer Avg: \$167.17
Live Heifer Avg:	\$103.00	Dressed Neg. Grid Vol: 1,733
Dressed Steer Avg:	\$161.24	Steer/Heifer Avg: \$169.61
Dressed Heifer Avg:	\$160.65	TOTAL VOLUME: 9,240
LM_CT106	TOTAL WK TO DATE VOLUME:	23,218
Committed:	10,132	Delivered: 9,711

USDA Livestock, Poultry and Grain Market News

St. Joseph, Missouri

Phone: 816-676-7000

stjoe.lpgmn@ams.usda.gov