

Daily Direct Steer and Heifer Slaughter Cattle Summary

For Trade on:

Thursday, October 22, 2020

LM_CT100	5-AREA	LM_CT109
Neg. Cash Volume:	7,328	Dressed Formula Vol: 38,372
Live Steer Avg:	\$104.49	Steer/Heifer Avg: \$173.58
Live Heifer Avg:	\$104.65	Dressed Neg. Grid Vol: 2,396
Dressed Steer Avg:	\$164.18	Steer/Heifer Avg: \$170.65
Dressed Heifer Avg:	\$164.00	TOTAL VOLUME: 48,096
LM_CT106	TOTAL WK TO DATE VOLUME:	221,435
Committed:	54,024	Delivered: 58,662

LM_CT118	TX-OK-NM	LM_CT109
Neg. Cash Volume:	0	Dressed Formula Vol: 10,443
Live Steer Avg:	\$0.00	Steer/Heifer Avg: \$171.19
Live Heifer Avg:	\$0.00	Dressed Neg. Grid Vol: 0
Dressed Steer Avg:	\$0.00	Steer/Heifer Avg: \$0.00
Dressed Heifer Avg:	\$0.00	TOTAL VOLUME: 10,443
LM_CT106	TOTAL WK TO DATE VOLUME:	43,335
Committed:	18,210	Delivered: 14,952

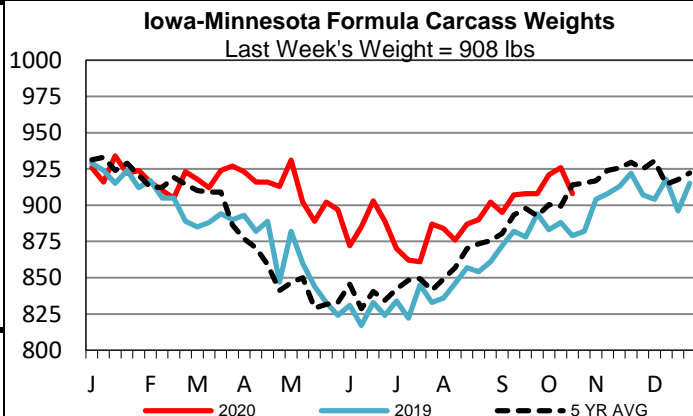
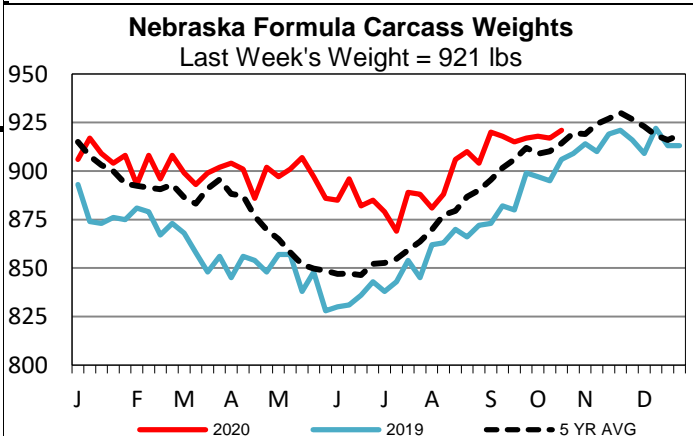
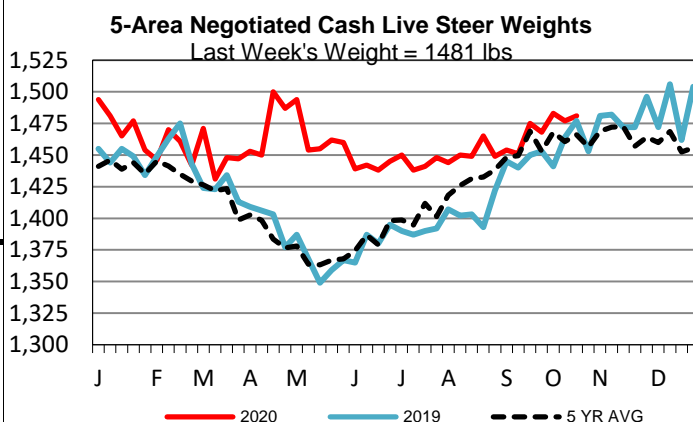
LM_CT121	KANSAS	LM_CT109
Neg. Cash Volume:	455	Dressed Formula Vol: 10,971
Live Steer Avg:	\$105.00	Steer/Heifer Avg: \$171.68
Live Heifer Avg:	\$105.00	Dressed Neg. Grid Vol: 0
Dressed Steer Avg:	\$0.00	Steer/Heifer Avg: \$0.00
Dressed Heifer Avg:	\$0.00	TOTAL VOLUME: 11,426
LM_CT106	TOTAL WK TO DATE VOLUME:	71,359
Committed:	14,740	Delivered: 11,765

LM_CT124	NEBRASKA	LM_CT109
Neg. Cash Volume:	5,014	Dressed Formula Vol: 10,919
Live Steer Avg:	\$104.62	Steer/Heifer Avg: \$173.71
Live Heifer Avg:	\$105.00	Dressed Neg. Grid Vol: 528
Dressed Steer Avg:	\$163.18	Steer/Heifer Avg: \$173.90
Dressed Heifer Avg:	\$0.00	TOTAL VOLUME: 16,461
LM_CT106	TOTAL WK TO DATE VOLUME:	61,294
Committed:	8,501	Delivered: 16,927

LM_CT134	COLORADO	LM_CT109
Neg. Cash Volume:	0	Dressed Formula Vol: 4,152
Live Steer Avg:	n/a	Steer/Heifer Avg: \$185.58
Live Heifer Avg:	n/a	Dressed Neg. Grid Vol: 392
Dressed Steer Avg:	n/a	Steer/Heifer Avg: \$172.74
Dressed Heifer Avg:	n/a	TOTAL VOLUME: 4,544
LM_CT106	TOTAL WK TO DATE VOLUME:	12,459
Committed:	3,776	Delivered: 5,475

LM_CT137	IA-MN	LM_CT109
Neg. Cash Volume:	1,859	Dressed Formula Vol: 2,321
Live Steer Avg:	\$104.14	Steer/Heifer Avg: \$171.31
Live Heifer Avg:	\$103.00	Dressed Neg. Grid Vol: 1,476
Dressed Steer Avg:	\$164.68	Steer/Heifer Avg: \$168.94
Dressed Heifer Avg:	\$164.00	TOTAL VOLUME: 5,656
LM_CT106	TOTAL WK TO DATE VOLUME:	32,766
Committed:	8,797	Delivered: 9,543

On Thursday negotiated cash trading was limited on light demand in Nebraska with a few live trades at 105.00. Negotiated cash trading was mostly inactive on light demand in all other feeding regions. Not enough trades in any region for a full market trend. The last reported live market in the Southern Plains was on Tuesday at 106.00. In Nebraska, the last reported market was on Wednesday with live from 104.00-105.00 and dressed from 162.00-165.00. In the Western Cornbelt, the last reported market was on Wednesday with live from 103.00-105.00 and dressed from 163.00-165.00.



USDA Livestock, Poultry and Grain Market News

St. Joseph, Missouri

Phone: 816-676-7000

stjoe.lpgmn@ams.usda.gov