

Daily Direct Steer and Heifer Slaughter Cattle Summary

For Trade on:

Wednesday, September 30, 2020

LM_CT100	5-AREA	LM_CT109
Neg. Cash Volume:	46,650	Dressed Formula Vol: 21,789
Live Steer Avg:	\$107.02	Steer/Heifer Avg: \$167.04
Live Heifer Avg:	\$107.08	Dressed Neg. Grid Vol: 2,918
Dressed Steer Avg:	\$167.18	Steer/Heifer Avg: \$164.79
Dressed Heifer Avg:	\$167.00	TOTAL VOLUME: 71,357
LM_CT106	TOTAL WK TO DATE VOLUME:	152,111
Committed:	123,259	Delivered: 69,591

LM_CT118	TX-OK-NM	LM_CT109
Neg. Cash Volume:	8,077	Dressed Formula Vol: 7,994
Live Steer Avg:	\$107.24	Steer/Heifer Avg: \$166.43
Live Heifer Avg:	\$107.25	Dressed Neg. Grid Vol: 0
Dressed Steer Avg:	n/a	Steer/Heifer Avg: \$0.00
Dressed Heifer Avg:	n/a	TOTAL VOLUME: 16,071
LM_CT106	TOTAL WK TO DATE VOLUME:	37,474
Committed:	18,386	Delivered: 19,379

LM_CT121	KANSAS	LM_CT109
Neg. Cash Volume:	15,228	Dressed Formula Vol: 6,858
Live Steer Avg:	\$106.97	Steer/Heifer Avg: \$168.04
Live Heifer Avg:	\$107.00	Dressed Neg. Grid Vol: 257
Dressed Steer Avg:	\$169.00	Steer/Heifer Avg: \$157.67
Dressed Heifer Avg:	n/a	TOTAL VOLUME: 22,343
LM_CT106	TOTAL WK TO DATE VOLUME:	49,883
Committed:	29,307	Delivered: 19,241

LM_CT124	NEBRASKA	LM_CT109
Neg. Cash Volume:	8,775	Dressed Formula Vol: 3,976
Live Steer Avg:	\$107.06	Steer/Heifer Avg: \$167.36
Live Heifer Avg:	\$106.88	Dressed Neg. Grid Vol: 905
Dressed Steer Avg:	\$167.00	Steer/Heifer Avg: \$163.58
Dressed Heifer Avg:	\$167.00	TOTAL VOLUME: 13,656
LM_CT106	TOTAL WK TO DATE VOLUME:	27,080
Committed:	37,325	Delivered: 15,002

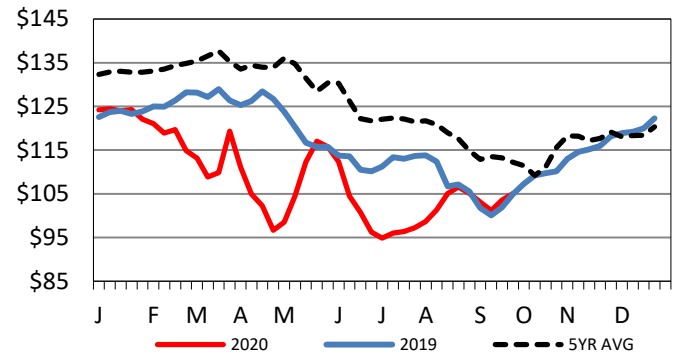
LM_CT134	COLORADO	LM_CT109
Neg. Cash Volume:	0	Dressed Formula Vol: 576
Live Steer Avg:	n/a	Steer/Heifer Avg: \$163.69
Live Heifer Avg:	n/a	Dressed Neg. Grid Vol: 541
Dressed Steer Avg:	n/a	Steer/Heifer Avg: \$166.25
Dressed Heifer Avg:	n/a	TOTAL VOLUME: 1,117
LM_CT106	TOTAL WK TO DATE VOLUME:	13,306
Committed:	13,666	Delivered: 7,871

LM_CT137	IA-MN	LM_CT109
Neg. Cash Volume:	14,570	Dressed Formula Vol: 2,545
Live Steer Avg:	\$106.97	Steer/Heifer Avg: \$166.73
Live Heifer Avg:	\$107.02	Dressed Neg. Grid Vol: 1,238
Dressed Steer Avg:	\$167.23	Steer/Heifer Avg: \$166.50
Dressed Heifer Avg:	\$167.00	TOTAL VOLUME: 18,353
LM_CT106	TOTAL WK TO DATE VOLUME:	24,789
Committed:	24,575	Delivered: 8,098

For Wednesday negotiated cash trading and demand were moderate in all feeding regions. In the Texas Panhandle, when compared to the prior week, live purchases moved 2.00 to 3.00 higher from 107.00 to 108.00. In Kansas, Nebraska and Western Cornbelt, when compared to last week, live purchases moved 2.00 higher at 107.00. In Nebraska and Western Cornbelt, when compared to the previous week, dressed purchases moved 2.00 higher at 167.00. A light test was noted in Nebraska of both live and dressed purchases

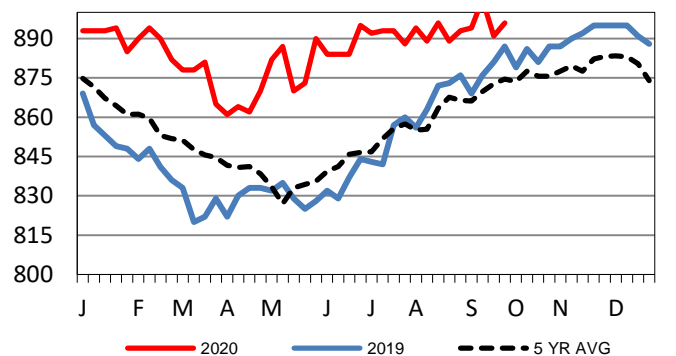
5-Area Live Steer Weighted Average

Last Week's Price = \$105.05



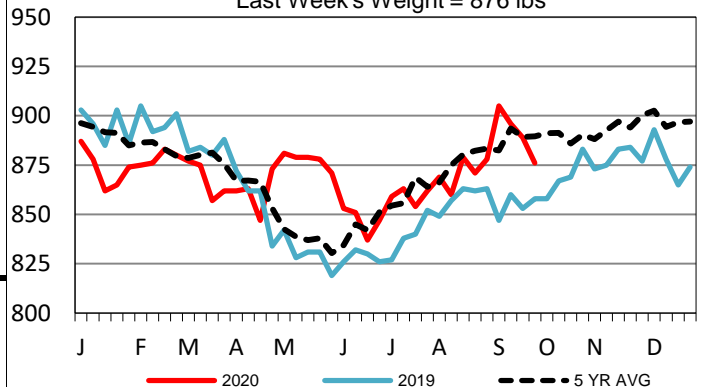
Kansas Formula Carcass Weights

Last Week's Weight = 896 lbs



Colorado Formula Carcass Weights

Last Week's Weight = 876 lbs



USDA Livestock, Poultry and Grain Market News

St. Joseph, Missouri

Phone: 816-676-7000

stjoe.lpgmn@ams.usda.gov