

Daily Direct Steer and Heifer Slaughter Cattle Summary

For Trade on:

Monday, September 21, 2020

LM_CT100	5-AREA	LM_CT109
Neg. Cash Volume:	1,853	Dressed Formula Vol: 29,663
Live Steer Avg:	\$105.00	Steer/Heifer Avg: \$165.58
Live Heifer Avg:	n/a	Dressed Neg. Grid Vol: 4,036
Dressed Steer Avg:	\$164.00	Steer/Heifer Avg: \$166.10
Dressed Heifer Avg:	\$164.00	TOTAL VOLUME: 35,552
LM_CT106	TOTAL WK TO DATE VOLUME:	101,107
Committed:	68,589	Delivered: 71,745

LM_CT118	TX-OK-NM	LM_CT109
Neg. Cash Volume:	0	Dressed Formula Vol: 8,977
Live Steer Avg:	n/a	Steer/Heifer Avg: \$162.41
Live Heifer Avg:	n/a	Dressed Neg. Grid Vol: 0
Dressed Steer Avg:	n/a	Steer/Heifer Avg: \$0.00
Dressed Heifer Avg:	n/a	TOTAL VOLUME: 8,977
LM_CT106	TOTAL WK TO DATE VOLUME:	26,121
Committed:	18,877	Delivered: 16,584

LM_CT121	KANSAS	LM_CT109
Neg. Cash Volume:	115	Dressed Formula Vol: 10,530
Live Steer Avg:	n/a	Steer/Heifer Avg: \$162.67
Live Heifer Avg:	n/a	Dressed Neg. Grid Vol: 284
Dressed Steer Avg:	n/a	Steer/Heifer Avg: \$161.10
Dressed Heifer Avg:	\$164.00	TOTAL VOLUME: 10,929
LM_CT106	TOTAL WK TO DATE VOLUME:	43,663
Committed:	13,871	Delivered: 19,396

LM_CT124	NEBRASKA	LM_CT109
Neg. Cash Volume:	399	Dressed Formula Vol: 5,041
Live Steer Avg:	\$105.00	Steer/Heifer Avg: \$169.67
Live Heifer Avg:	n/a	Dressed Neg. Grid Vol: 1,407
Dressed Steer Avg:	\$164.00	Steer/Heifer Avg: \$169.04
Dressed Heifer Avg:	n/a	TOTAL VOLUME: 6,847
LM_CT106	TOTAL WK TO DATE VOLUME:	17,001
Committed:	20,718	Delivered: 17,463

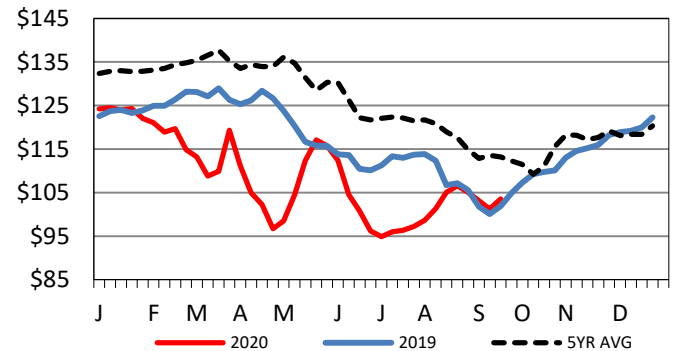
LM_CT134	COLORADO	LM_CT109
Neg. Cash Volume:	0	Dressed Formula Vol: 2,688
Live Steer Avg:	n/a	Steer/Heifer Avg: \$179.58
Live Heifer Avg:	n/a	Dressed Neg. Grid Vol: 1,252
Dressed Steer Avg:	n/a	Steer/Heifer Avg: \$161.28
Dressed Heifer Avg:	n/a	TOTAL VOLUME: 3,940
LM_CT106	TOTAL WK TO DATE VOLUME:	6,279
Committed:	6,411	Delivered: 9,645

LM_CT137	IA-MN	LM_CT109
Neg. Cash Volume:	1,339	Dressed Formula Vol: 2,427
Live Steer Avg:	n/a	Steer/Heifer Avg: \$165.89
Live Heifer Avg:	n/a	Dressed Neg. Grid Vol: 1,143
Dressed Steer Avg:	\$164.00	Steer/Heifer Avg: \$169.08
Dressed Heifer Avg:	\$164.00	TOTAL VOLUME: 4,909
LM_CT106	TOTAL WK TO DATE VOLUME:	8,320
Committed:	8,712	Delivered: 8,657

For Tuesday negotiated cash trade was limited on light demand in Kansas, Nebraska and Western Cornbelt. In the Western Cornbelt a few dressed purchases moved at 164.00. In the Texas Panhandle negotiated cash trade was at a standstill. The last market in any region was last week. In the Texas Panhandle live purchases moved from 103.00-103.50. In Kansas live purchases moved at 103.00. In Nebraska live purchases moved from 103.00-103.50 with dressed purchases from 163.00-164.00. In the Western Cornbelt live purchases moved from 103.00-105.00 and dressed purchases from 162.00-164.00.

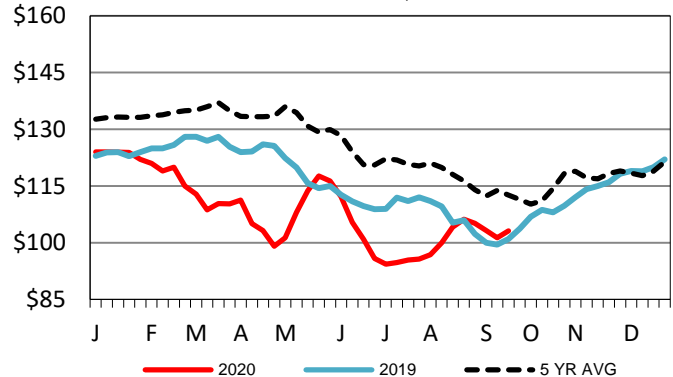
5-Area Live Steer Weighted Average

Last Week's Price = \$103.54



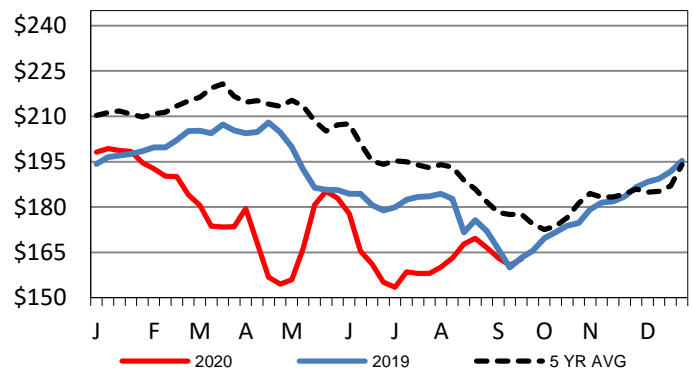
Kansas Weekly Live Steer Weighted Average

Last Week's Price = \$103.10



Iowa-Minnesota Wkly Dressed Steer Wtd Avg

Last Week's Price= \$162.79



USDA Livestock, Poultry and Grain Market News

St. Joseph, Missouri

Phone: 816-676-7000

stjoe.lpgmn@ams.usda.gov