

Daily Direct Steer and Heifer Slaughter Cattle Summary

For Trade on:

Monday, September 21, 2020

<a href="#">LM_CT100</a>	<b>5-AREA</b>	<a href="#">LM_CT109</a>
Neg. Cash Volume: 79	Dressed Formula Vol: 59,841	
Live Steer Avg: n/a	Steer/Heifer Avg: \$162.53	
Live Heifer Avg: n/a	Dressed Neg. Grid Vol: 5,635	
Dressed Steer Avg: n/a	Steer/Heifer Avg: \$166.79	
Dressed Heifer Avg: n/a	<b>TOTAL VOLUME: 65,555</b>	
<a href="#">LM_CT106</a>	<b>TOTAL WK TO DATE VOLUME: 65,555</b>	
Committed: 51,455	Delivered: 67,674	

<a href="#">LM_CT118</a>	<b>TX-OK-NM</b>	<a href="#">LM_CT109</a>
Neg. Cash Volume: 0	Dressed Formula Vol: 16,628	
Live Steer Avg: n/a	Steer/Heifer Avg: \$162.15	
Live Heifer Avg: n/a	Dressed Neg. Grid Vol: 516	
Dressed Steer Avg: n/a	Steer/Heifer Avg: \$160.44	
Dressed Heifer Avg: n/a	<b>TOTAL VOLUME: 17,144</b>	
<a href="#">LM_CT106</a>	<b>TOTAL WK TO DATE VOLUME: 17,144</b>	
Committed: 10,661	Delivered: 20,285	

<a href="#">LM_CT121</a>	<b>KANSAS</b>	<a href="#">LM_CT109</a>
Neg. Cash Volume: 0	Dressed Formula Vol: 31,914	
Live Steer Avg: n/a	Steer/Heifer Avg: \$162.43	
Live Heifer Avg: n/a	Dressed Neg. Grid Vol: 820	
Dressed Steer Avg: n/a	Steer/Heifer Avg: \$162.90	
Dressed Heifer Avg: n/a	<b>TOTAL VOLUME: 32,734</b>	
<a href="#">LM_CT106</a>	<b>TOTAL WK TO DATE VOLUME: 32,734</b>	
Committed: 17,075	Delivered: 16,708	

<a href="#">LM_CT124</a>	<b>NEBRASKA</b>	<a href="#">LM_CT109</a>
Neg. Cash Volume: 0	Dressed Formula Vol: 7,498	
Live Steer Avg: n/a	Steer/Heifer Avg: \$163.15	
Live Heifer Avg: n/a	Dressed Neg. Grid Vol: 2,656	
Dressed Steer Avg: n/a	Steer/Heifer Avg: \$168.59	
Dressed Heifer Avg: n/a	<b>TOTAL VOLUME: 10,154</b>	
<a href="#">LM_CT106</a>	<b>TOTAL WK TO DATE VOLUME: 10,154</b>	
Committed: 8,914	Delivered: 15,596	

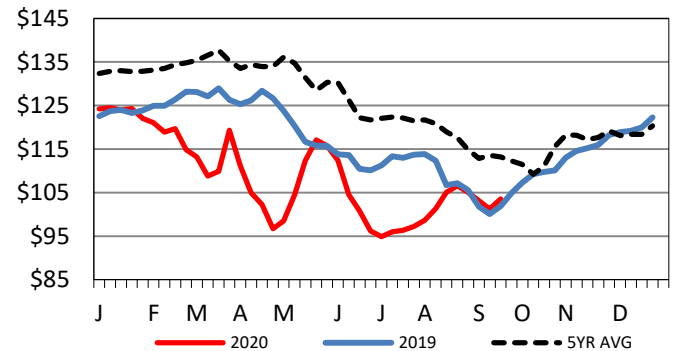
<a href="#">LM_CT134</a>	<b>COLORADO</b>	<a href="#">LM_CT109</a>
Neg. Cash Volume: 0	Dressed Formula Vol: 2,228	
Live Steer Avg: n/a	Steer/Heifer Avg: \$164.54	
Live Heifer Avg: n/a	Dressed Neg. Grid Vol: 111	
Dressed Steer Avg: n/a	Steer/Heifer Avg: \$173.96	
Dressed Heifer Avg: n/a	<b>TOTAL VOLUME: 2,339</b>	
<a href="#">LM_CT106</a>	<b>TOTAL WK TO DATE VOLUME: 2,339</b>	
Committed: 5,607	Delivered: 4,341	

<a href="#">LM_CT137</a>	<b>IA-MN</b>	<a href="#">LM_CT109</a>
Neg. Cash Volume: 39	Dressed Formula Vol: 1,840	
Live Steer Avg: n/a	Steer/Heifer Avg: \$162.99	
Live Heifer Avg: n/a	Dressed Neg. Grid Vol: 1,532	
Dressed Steer Avg: n/a	Steer/Heifer Avg: \$167.38	
Dressed Heifer Avg: n/a	<b>TOTAL VOLUME: 3,411</b>	
<a href="#">LM_CT106</a>	<b>TOTAL WK TO DATE VOLUME: 3,411</b>	
Committed: 9,198	Delivered: 10,744	

On Monday negotiated cash trading in the Southern Plains and Nebraska was at a standstill. In the Western Cornbelt negotiated cash trading was inactive on very light demand. Not enough purchases for a market trend. Last week in the Texas Panhandle and Nebraska live purchases moved from 103.00 to 103.50 and dressed purchases, in Nebraska, moved from 163.00 to 164.00. For the prior week in Kansas live purchases moved mostly at 103.00. For the previous week in the Western Cornbelt live purchases moved from 103.00 to 105.00 and dressed purchases moved from 162.00 to 164.00.

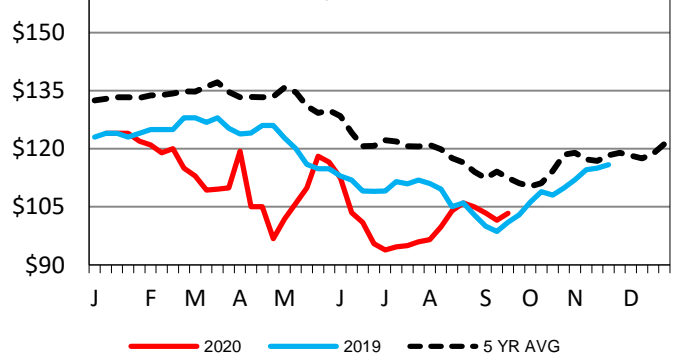
5-Area Live Steer Weighted Average

Last Week's Price = \$103.54



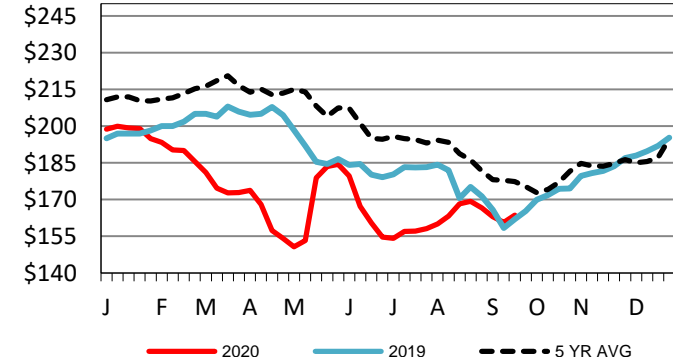
TX-OK-NM Wkly Live Steer Wtd Avg

Last week's price = \$103.30



Nebraska Weekly Dressed Steer Weighted Avg

Last Week's Price = \$163.58



USDA Livestock, Poultry and Grain Market News

St. Joseph, Missouri

Phone: 816-676-7000

[stjoe.lpgmn@ams.usda.gov](mailto:stjoe.lpgmn@ams.usda.gov)