

Daily Direct Steer and Heifer Slaughter Cattle Summary

For Trade on:

Friday, September 11, 2020

LM_CT100	5-AREA	LM_CT109
Neg. Cash Volume:	16,400	Dressed Formula Vol: 53,033
Live Steer Avg:	\$102.15	Steer/Heifer Avg: \$166.08
Live Heifer Avg:	\$102.05	Dressed Neg. Grid Vol: 2,120
Dressed Steer Avg:	\$161.91	Steer/Heifer Avg: \$167.82
Dressed Heifer Avg:	\$161.69	TOTAL VOLUME: 71,553
LM_CT106	TOTAL WK TO DATE VOLUME:	275,773
Committed:	98,390	Delivered: 131,635

LM_CT118	TX-OK-NM	LM_CT109
Neg. Cash Volume:	4,331	Dressed Formula Vol: 15,719
Live Steer Avg:	\$102.00	Steer/Heifer Avg: \$163.90
Live Heifer Avg:	\$102.00	Dressed Neg. Grid Vol: 447
Dressed Steer Avg:	n/a	Steer/Heifer Avg: \$160.36
Dressed Heifer Avg:	n/a	TOTAL VOLUME: 20,497
LM_CT106	TOTAL WK TO DATE VOLUME:	63,005
Committed:	12,478	Delivered: 30,938

LM_CT121	KANSAS	LM_CT109
Neg. Cash Volume:	3,751	Dressed Formula Vol: 19,859
Live Steer Avg:	\$102.00	Steer/Heifer Avg: \$164.89
Live Heifer Avg:	\$102.00	Dressed Neg. Grid Vol: 41
Dressed Steer Avg:	n/a	Steer/Heifer Avg: \$174.05
Dressed Heifer Avg:	n/a	TOTAL VOLUME: 23,651
LM_CT106	TOTAL WK TO DATE VOLUME:	89,526
Committed:	28,253	Delivered: 39,970

LM_CT124	NEBRASKA	LM_CT109
Neg. Cash Volume:	3,746	Dressed Formula Vol: 8,260
Live Steer Avg:	\$102.00	Steer/Heifer Avg: \$166.75
Live Heifer Avg:	\$102.50	Dressed Neg. Grid Vol: 1,035
Dressed Steer Avg:	\$160.37	Steer/Heifer Avg: \$171.86
Dressed Heifer Avg:	n/a	TOTAL VOLUME: 13,041
LM_CT106	TOTAL WK TO DATE VOLUME:	70,399
Committed:	27,569	Delivered: 29,894

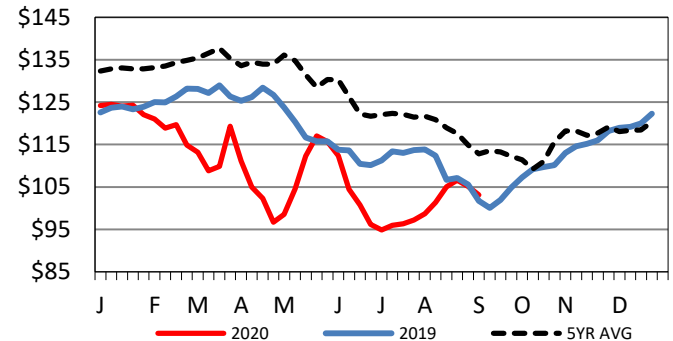
LM_CT134	COLORADO	LM_CT109
Neg. Cash Volume:	0	Dressed Formula Vol: 6,511
Live Steer Avg:	n/a	Steer/Heifer Avg: \$173.91
Live Heifer Avg:	n/a	Dressed Neg. Grid Vol: 37
Dressed Steer Avg:	n/a	Steer/Heifer Avg: \$175.27
Dressed Heifer Avg:	n/a	TOTAL VOLUME: 6,548
LM_CT106	TOTAL WK TO DATE VOLUME:	20,335
Committed:	15,879	Delivered: 11,475

LM_CT137	IA-MN	LM_CT109
Neg. Cash Volume:	4,572	Dressed Formula Vol: 3,198
Live Steer Avg:	\$102.53	Steer/Heifer Avg: \$167.05
Live Heifer Avg:	\$102.26	Dressed Neg. Grid Vol: 560
Dressed Steer Avg:	\$162.43	Steer/Heifer Avg: \$165.32
Dressed Heifer Avg:	\$161.69	TOTAL VOLUME: 8,330
LM_CT106	TOTAL WK TO DATE VOLUME:	33,262
Committed:	14,211	Delivered: 19,358

For Friday negotiated cash trading in the Southern Plains was slow on light demand. Compared to the last market on Wednesday live purchases moved mostly 1.00 higher at 102.00. In Nebraska and Western Cornbelt negotiated cash trading was limited on light to moderate demand. Wednesday was the last fully reported market in Nebraska and Western Cornbelt. In Nebraska live purchases moved at 101.00 and dressed purchases moved from 160.00 to 161.00. In the Western Cornbelt live purchases moved from 100.00 to 101.00 and dressed purchases moved from 160.00 to 161.00.

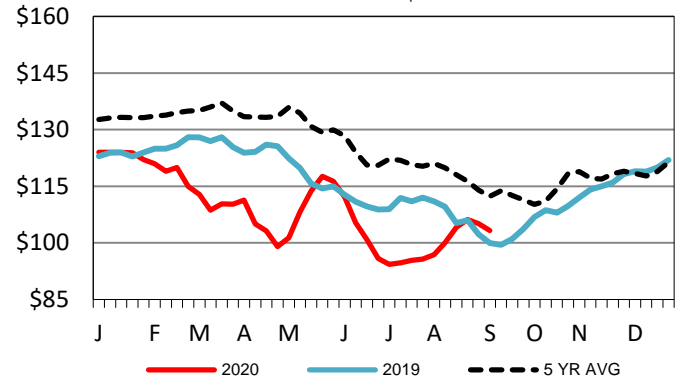
5-Area Live Steer Weighted Average

Last Week's Price = \$103.12



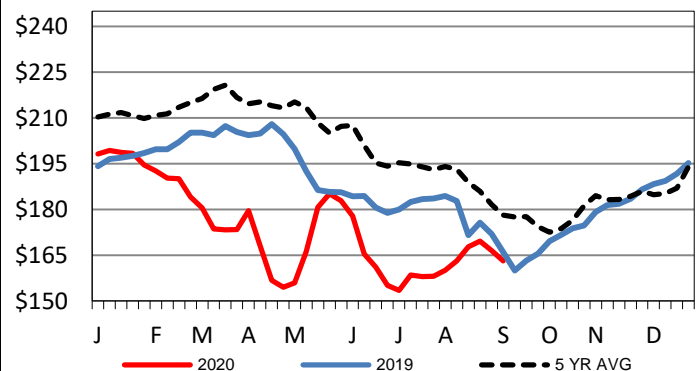
Kansas Weekly Live Steer Weighted Average

Last Week's Price = \$103.24



Iowa-Minnesota Wkly Dressed Steer Wtd Avg

Last Week's Price = \$163.09



USDA Livestock, Poultry and Grain Market News

St. Joseph, Missouri

Phone: 816-676-7000

stjoe.lpgmn@ams.usda.gov