

Daily Direct Steer and Heifer Slaughter Cattle Summary

For Trade on:

Wednesday, September 02, 2020

LM_CT100	5-AREA	LM_CT109
Neg. Cash Volume:	20,547	Dressed Formula Vol: 25,582
Live Steer Avg:	\$103.29	Steer/Heifer Avg: \$169.98
Live Heifer Avg:	\$102.90	Dressed Neg. Grid Vol: 1,224
Dressed Steer Avg:	\$162.49	Steer/Heifer Avg: \$171.01
Dressed Heifer Avg:	\$162.39	TOTAL VOLUME: 47,353
LM_CT106	TOTAL WK TO DATE VOLUME:	196,996
Committed:	96,676	Delivered: 67,507

LM_CT118	TX-OK-NM	LM_CT109
Neg. Cash Volume:	606	Dressed Formula Vol: 5,468
Live Steer Avg:	n/a	Steer/Heifer Avg: \$170.03
Live Heifer Avg:	\$103.38	Dressed Neg. Grid Vol: 0
Dressed Steer Avg:	n/a	Steer/Heifer Avg: n/a
Dressed Heifer Avg:	n/a	TOTAL VOLUME: 6,074
LM_CT106	TOTAL WK TO DATE VOLUME:	49,601
Committed:	32,963	Delivered: 17,915

LM_CT121	KANSAS	LM_CT109
Neg. Cash Volume:	5,682	Dressed Formula Vol: 11,437
Live Steer Avg:	\$102.85	Steer/Heifer Avg: \$169.43
Live Heifer Avg:	\$102.90	Dressed Neg. Grid Vol: 321
Dressed Steer Avg:	n/a	Steer/Heifer Avg: \$170.78
Dressed Heifer Avg:	n/a	TOTAL VOLUME: 17,440
LM_CT106	TOTAL WK TO DATE VOLUME:	67,407
Committed:	24,906	Delivered: 17,044

LM_CT124	NEBRASKA	LM_CT109
Neg. Cash Volume:	6,962	Dressed Formula Vol: 5,180
Live Steer Avg:	\$102.00	Steer/Heifer Avg: \$171.89
Live Heifer Avg:	\$102.60	Dressed Neg. Grid Vol: 246
Dressed Steer Avg:	\$162.39	Steer/Heifer Avg: \$171.74
Dressed Heifer Avg:	\$162.00	TOTAL VOLUME: 12,388
LM_CT106	TOTAL WK TO DATE VOLUME:	44,672
Committed:	21,552	Delivered: 17,131

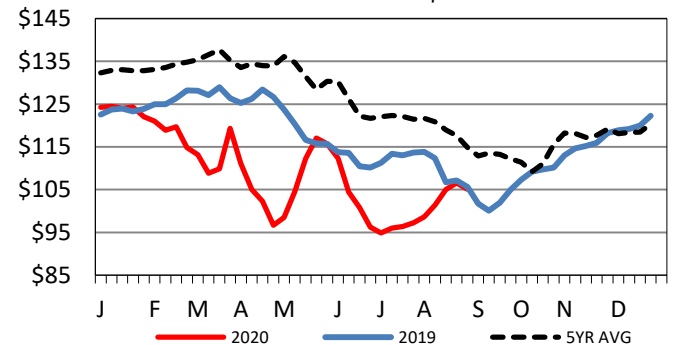
LM_CT134	COLORADO	LM_CT109
Neg. Cash Volume:	0	Dressed Formula Vol: 936
Live Steer Avg:	n/a	Steer/Heifer Avg: \$170.03
Live Heifer Avg:	n/a	Dressed Neg. Grid Vol: 80
Dressed Steer Avg:	n/a	Steer/Heifer Avg: \$174.28
Dressed Heifer Avg:	n/a	TOTAL VOLUME: 1,016
LM_CT106	TOTAL WK TO DATE VOLUME:	8,145
Committed:	6,424	Delivered: 7,432

LM_CT137	IA-MN	LM_CT109
Neg. Cash Volume:	7,297	Dressed Formula Vol: 2,784
Live Steer Avg:	\$103.78	Steer/Heifer Avg: \$168.81
Live Heifer Avg:	\$102.61	Dressed Neg. Grid Vol: 577
Dressed Steer Avg:	\$162.73	Steer/Heifer Avg: \$170.37
Dressed Heifer Avg:	\$162.61	TOTAL VOLUME: 10,658
LM_CT106	TOTAL WK TO DATE VOLUME:	27,843
Committed:	10,831	Delivered: 7,985

Wednesday cash trade was light on light to moderate demand in Kansas, Nebraska and the Western Cornbelt. In Kansas a few live traded steady to 1.00 lower at 103.00. In Nebraska a few live traded at 102.00 and 162.00-163.00, not enough for a market. The last market was on Tuesday with live mostly 103.00, dressed mostly 163.00-164.00. In the Western Cornbelt a few live moved steady to 1.00 higher from 103.00-104.00. The last dressed market was on Tuesday mostly 163.00-164.00. Trade was limited on light demand in Texas on Wednesday. The last market was on Tuesday at 104.00.

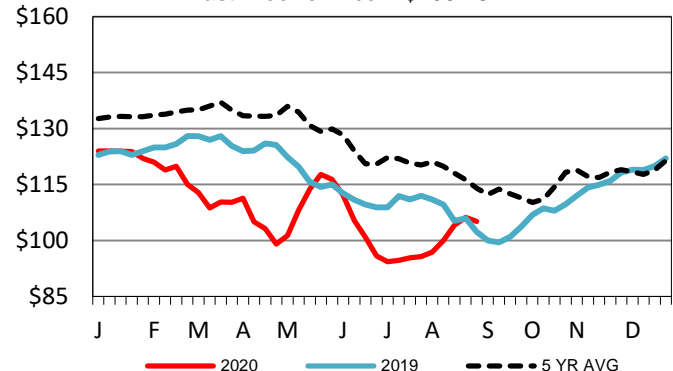
5-Area Live Steer Weighted Average

Last Week's Price = \$106.59



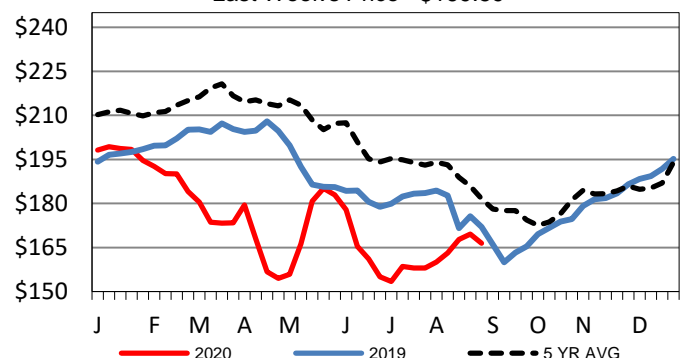
Kansas Weekly Live Steer Weighted Average

Last Week's Price = \$106.18



Iowa-Minnesota Wkly Dressed Steer Wtd Avg

Last Week's Price = \$169.59



USDA Livestock, Poultry and Grain Market News

St. Joseph, Missouri

Phone: 816-676-7000

stjoe.lpgmn@ams.usda.gov