

Daily Direct Steer and Heifer Slaughter Cattle Summary

For Trade on:

Tuesday, September 01, 2020

LM_CT100	5-AREA	LM_CT109
Neg. Cash Volume:	36,033	Dressed Formula Vol: 38,564
Live Steer Avg:	\$103.30	Steer/Heifer Avg: \$173.57
Live Heifer Avg:	\$103.48	Dressed Neg. Grid Vol: 3,412
Dressed Steer Avg:	\$163.37	Steer/Heifer Avg: \$171.45
Dressed Heifer Avg:	\$163.08	TOTAL VOLUME: 78,009
LM_CT106	TOTAL WK TO DATE VOLUME:	71,634
Committed:	85,585	Delivered: 73,425

LM_CT118	TX-OK-NM	LM_CT109
Neg. Cash Volume:	6,926	Dressed Formula Vol: 9,889
Live Steer Avg:	\$103.97	Steer/Heifer Avg: \$172.36
Live Heifer Avg:	\$103.96	Dressed Neg. Grid Vol: 334
Dressed Steer Avg:	n/a	Steer/Heifer Avg: \$166.63
Dressed Heifer Avg:	n/a	TOTAL VOLUME: 17,149
LM_CT106	TOTAL WK TO DATE VOLUME:	26,378
Committed:	21,455	Delivered: 20,215

LM_CT121	KANSAS	LM_CT109
Neg. Cash Volume:	3,848	Dressed Formula Vol: 14,460
Live Steer Avg:	\$103.80	Steer/Heifer Avg: \$169.36
Live Heifer Avg:	\$103.50	Dressed Neg. Grid Vol: 133
Dressed Steer Avg:	n/a	Steer/Heifer Avg: \$169.35
Dressed Heifer Avg:	n/a	TOTAL VOLUME: 18,441
LM_CT106	TOTAL WK TO DATE VOLUME:	31,526
Committed:	23,188	Delivered: 20,910

LM_CT124	NEBRASKA	LM_CT109
Neg. Cash Volume:	14,356	Dressed Formula Vol: 7,866
Live Steer Avg:	\$102.87	Steer/Heifer Avg: \$178.54
Live Heifer Avg:	\$102.00	Dressed Neg. Grid Vol: 1,650
Dressed Steer Avg:	\$163.30	Steer/Heifer Avg: \$172.83
Dressed Heifer Avg:	\$163.05	TOTAL VOLUME: 23,872
LM_CT106	TOTAL WK TO DATE VOLUME:	8,412
Committed:	20,565	Delivered: 15,898

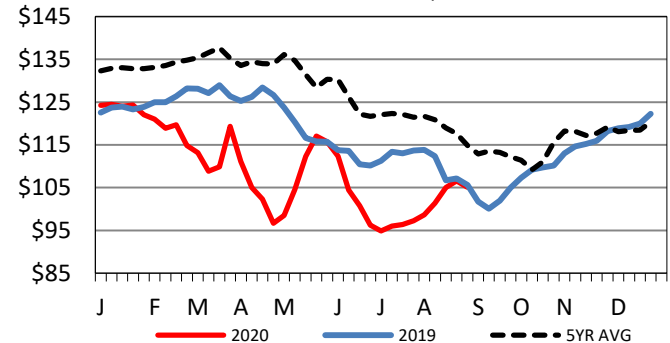
LM_CT134	COLORADO	LM_CT109
Neg. Cash Volume:	0	Dressed Formula Vol: 4,352
Live Steer Avg:	n/a	Steer/Heifer Avg: \$184.02
Live Heifer Avg:	n/a	Dressed Neg. Grid Vol: 577
Dressed Steer Avg:	n/a	Steer/Heifer Avg: \$172.79
Dressed Heifer Avg:	n/a	TOTAL VOLUME: 4,929
LM_CT106	TOTAL WK TO DATE VOLUME:	2,200
Committed:	5,713	Delivered: 8,305

LM_CT137	IA-MN	LM_CT109
Neg. Cash Volume:	10,903	Dressed Formula Vol: 2,075
Live Steer Avg:	\$102.68	Steer/Heifer Avg: \$167.90
Live Heifer Avg:	\$102.81	Dressed Neg. Grid Vol: 718
Dressed Steer Avg:	\$163.58	Steer/Heifer Avg: \$169.83
Dressed Heifer Avg:	\$163.15	TOTAL VOLUME: 13,696
LM_CT106	TOTAL WK TO DATE VOLUME:	3,489
Committed:	14,664	Delivered: 8,097

On Tuesday negotiated cash trade was moderate on light to moderate demand in the Texas Panhandle. Live purchases traded 1.00 lower at 104.00. Trade was light on light to moderate demand in Kansas. Early live purchases traded 2.00-3.00 lower from 103.00-104.00. Trade and demand was moderate in Nebraska and the Western Cornbelt. In Nebraska, early live purchases traded mostly 2.00 lower from 102.00-103.00, mostly at 103.00. Early dressed purchases traded 3.00-4.00 lower from 162.00-164.00, mostly 163.00-164.00. In the Western Cornbelt early live purchases traded 1.00 lower mostly at 103.00. Early dressed purchases traded 3.00-4.00 lower from 162.00-164.00, mostly from 163.00-164.00

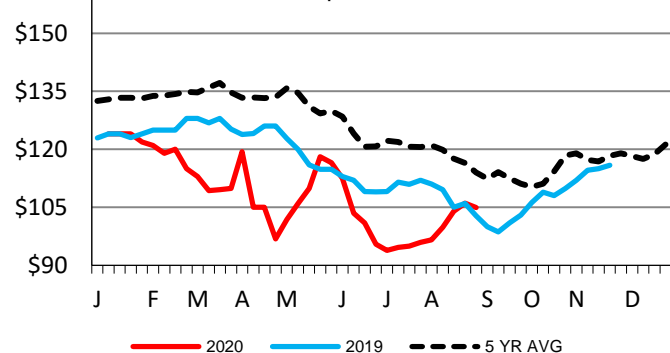
5-Area Live Steer Weighted Average

Last Week's Price = \$106.59



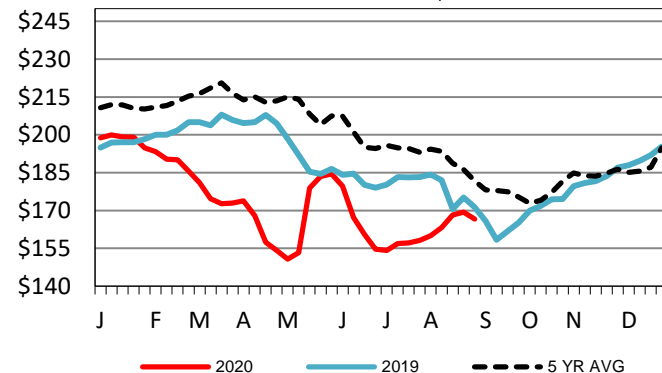
TX-OK-NM Wkly Live Steer Wtd Avg

Last week's price = \$106.04



Nebraska Weekly Dressed Steer Weighted Avg

Last Week's Price = \$169.32



USDA Livestock, Poultry and Grain Market News

St. Joseph, Missouri

Phone: 816-676-7000

stjoe.lpgmn@ams.usda.gov