

Daily Direct Steer and Heifer Slaughter Cattle Summary

For Trade on:

Monday, August 31, 2020

LM_CT100	5-AREA	LM_CT109
Neg. Cash Volume: 40	Dressed Formula Vol: 66,652	
Live Steer Avg: N/A	Steer/Heifer Avg: \$169.78	
Live Heifer Avg: N/A	Dressed Neg. Grid Vol: 4,942	
Dressed Steer Avg: \$163.00	Steer/Heifer Avg: \$167.50	
Dressed Heifer Avg: N/A	TOTAL VOLUME: 71,634	
LM_CT106	TOTAL WK TO DATE VOLUME: 71,634	
Committed: 59,783	Delivered: 73,919	

LM_CT118	TX-OK-NM	LM_CT109
Neg. Cash Volume: 0	Dressed Formula Vol: 24,954	
Live Steer Avg: N/A	Steer/Heifer Avg: \$168.76	
Live Heifer Avg: N/A	Dressed Neg. Grid Vol: 1,424	
Dressed Steer Avg: N/A	Steer/Heifer Avg: \$164.49	
Dressed Heifer Avg: N/A	TOTAL VOLUME: 26,378	
LM_CT106	TOTAL WK TO DATE VOLUME: 26,378	
Committed: 7,724	Delivered: 18,202	

LM_CT121	KANSAS	LM_CT109
Neg. Cash Volume: 0	Dressed Formula Vol: 30,895	
Live Steer Avg: N/A	Steer/Heifer Avg: \$170.03	
Live Heifer Avg: N/A	Dressed Neg. Grid Vol: 631	
Dressed Steer Avg: N/A	Steer/Heifer Avg: \$166.81	
Dressed Heifer Avg: N/A	TOTAL VOLUME: 31,526	
LM_CT106	TOTAL WK TO DATE VOLUME: 31,526	
Committed: 14,061	Delivered: 21,443	

LM_CT124	NEBRASKA	LM_CT109
Neg. Cash Volume: 0	Dressed Formula Vol: 7,005	
Live Steer Avg: N/A	Steer/Heifer Avg: \$171.83	
Live Heifer Avg: N/A	Dressed Neg. Grid Vol: 1,407	
Dressed Steer Avg: N/A	Steer/Heifer Avg: \$169.04	
Dressed Heifer Avg: N/A	TOTAL VOLUME: 8,412	
LM_CT106	TOTAL WK TO DATE VOLUME: 8,412	
Committed: 22,298	Delivered: 16,326	

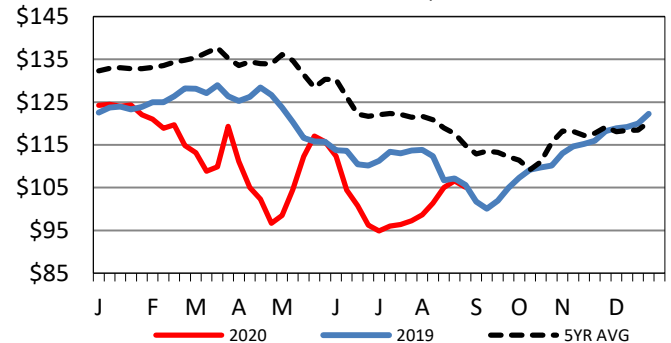
LM_CT134	COLORADO	LM_CT109
Neg. Cash Volume: 0	Dressed Formula Vol: 1,669	
Live Steer Avg: N/A	Steer/Heifer Avg: \$171.95	
Live Heifer Avg: N/A	Dressed Neg. Grid Vol: 531	
Dressed Steer Avg: N/A	Steer/Heifer Avg: \$169.10	
Dressed Heifer Avg: N/A	TOTAL VOLUME: 2,200	
LM_CT106	TOTAL WK TO DATE VOLUME: 2,200	
Committed: 4,655	Delivered: 6,618	

LM_CT137	IA-MN	LM_CT109
Neg. Cash Volume: 40	Dressed Formula Vol: 2,500	
Live Steer Avg: N/A	Steer/Heifer Avg: \$170.27	
Live Heifer Avg: N/A	Dressed Neg. Grid Vol: 949	
Dressed Steer Avg: \$163.00	Steer/Heifer Avg: \$169.25	
Dressed Heifer Avg: N/A	TOTAL VOLUME: 3,489	
LM_CT106	TOTAL WK TO DATE VOLUME: 3,489	
Committed: 11,045	Delivered: 11,330	

On Monday negotiated cash trade was mostly inactive on light demand in all feeding regions. The latest established market in any region was last week with live purchases at 105.00 in the Southern Plains. Last week in Nebraska, live purchases traded at 105.00 with dressed purchases mostly at 167.00. In the Western Cornbelt last week, live purchases traded from 104.00-107.00 with dressed purchases mostly at 167.00.

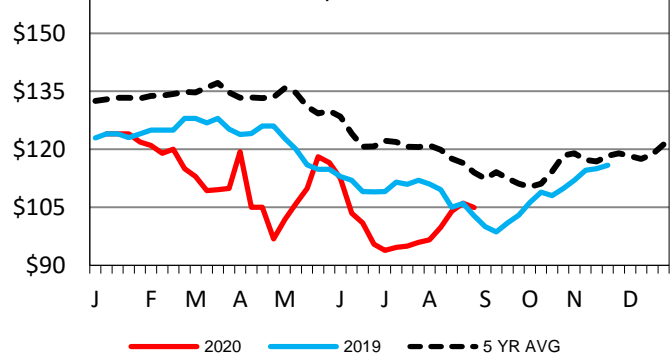
5-Area Live Steer Weighted Average

Last Week's Price = \$106.59



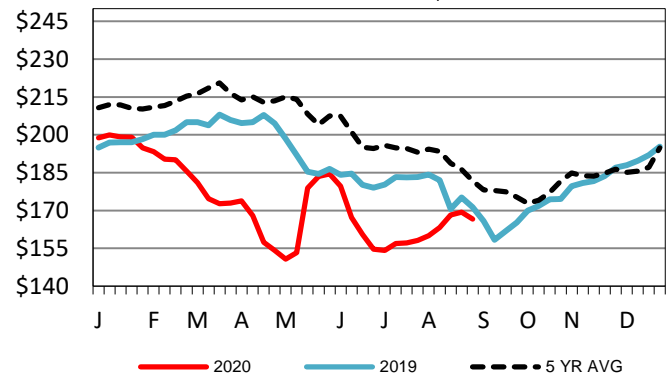
TX-OK-NM Wkly Live Steer Wtd Avg

Last week's price = \$106.04



Nebraska Weekly Dressed Steer Weighted Avg

Last Week's Price = \$169.32



USDA Livestock, Poultry and Grain Market News

St. Joseph, Missouri

Phone: 816-676-7000

stjoe.lpgmn@ams.usda.gov