

Daily Direct Steer and Heifer Slaughter Cattle Summary

For Trade on:

Thursday, August 27, 2020

LM CT100	5-AREA	LM CT109
Neg. Cash Volume:	6,116	Dressed Formula Vol: 43,663
Live Steer Avg:	\$104.16	Steer/Heifer Avg: \$171.56
Live Heifer Avg:	\$104.09	Dressed Neg. Grid Vol: 1,370
Dressed Steer Avg:	\$165.10	Steer/Heifer Avg: \$170.72
Dressed Heifer Avg:	\$166.00	TOTAL VOLUME: 51,149
LM CT106	TOTAL WK TO DATE VOLUME:	272,197
Committed:	77,728	Delivered: 68,268

LM CT118	TX-OK-NM	LM CT109
Neg. Cash Volume:	998	Dressed Formula Vol: 9,320
Live Steer Avg:	\$105.00	Steer/Heifer Avg: \$170.00
Live Heifer Avg:	\$104.28	Dressed Neg. Grid Vol: 0
Dressed Steer Avg:	\$163.13	Steer/Heifer Avg: N/A
Dressed Heifer Avg:	N/A	TOTAL VOLUME: 10,318
LM CT106	TOTAL WK TO DATE VOLUME:	72,979
Committed:	33,453	Delivered: 17,561

LM CT121	KANSAS	LM CT109
Neg. Cash Volume:	1,750	Dressed Formula Vol: 16,028
Live Steer Avg:	\$104.00	Steer/Heifer Avg: \$169.10
Live Heifer Avg:	\$104.15	Dressed Neg. Grid Vol: 0
Dressed Steer Avg:	N/A	Steer/Heifer Avg: N/A
Dressed Heifer Avg:	N/A	TOTAL VOLUME: 17,778
LM CT106	TOTAL WK TO DATE VOLUME:	88,666
Committed:	19,002	Delivered: 20,374

LM CT124	NEBRASKA	LM CT109
Neg. Cash Volume:	1,263	Dressed Formula Vol: 9,434
Live Steer Avg:	\$105.00	Steer/Heifer Avg: \$172.22
Live Heifer Avg:	\$103.00	Dressed Neg. Grid Vol: 259
Dressed Steer Avg:	\$165.53	Steer/Heifer Avg: \$172.23
Dressed Heifer Avg:	N/A	TOTAL VOLUME: 10,956
LM CT106	TOTAL WK TO DATE VOLUME:	56,617
Committed:	16,152	Delivered: 18,507

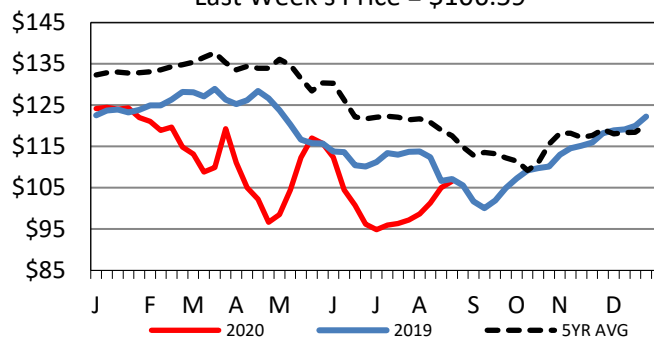
LM CT134	COLORADO	LM CT109
Neg. Cash Volume:	0	Dressed Formula Vol: 4,998
Live Steer Avg:	N/A	Steer/Heifer Avg: \$181.33
Live Heifer Avg:	N/A	Dressed Neg. Grid Vol: 381
Dressed Steer Avg:	N/A	Steer/Heifer Avg: \$171.17
Dressed Heifer Avg:	N/A	TOTAL VOLUME: 5,379
LM CT106	TOTAL WK TO DATE VOLUME:	17,302
Committed:	4,325	Delivered: 5,290

LM CT137	IA-MN	LM CT109
Neg. Cash Volume:	2,105	Dressed Formula Vol: 3,957
Live Steer Avg:	\$104.13	Steer/Heifer Avg: \$171.31
Live Heifer Avg:	\$104.00	Dressed Neg. Grid Vol: 730
Dressed Steer Avg:	\$165.06	Steer/Heifer Avg: \$169.94
Dressed Heifer Avg:	\$166.00	TOTAL VOLUME: 6,792
LM CT106	TOTAL WK TO DATE VOLUME:	37,161
Committed:	4,796	Delivered: 6,536

Negotiated cash trade limited on light to moderate demand in all feeding regions. A few live purchases at 104.00 in Kansas and the Western Cornbelt, however not enough for an adequate market test. The latest established market in any region was Wednesday with live in Nebraska at 105.00 and dressed at 166.00-167.50, mostly 167.00. On Wednesday in the Western Cornbelt, live traded 104.00-107.00 and dressed at 166.00-167.00, mostly 167.00. On Wednesday in Kansas, live traded at 105.00. The latest established market in the Texas Panhandle was Tuesday with live purchases at 105.00.

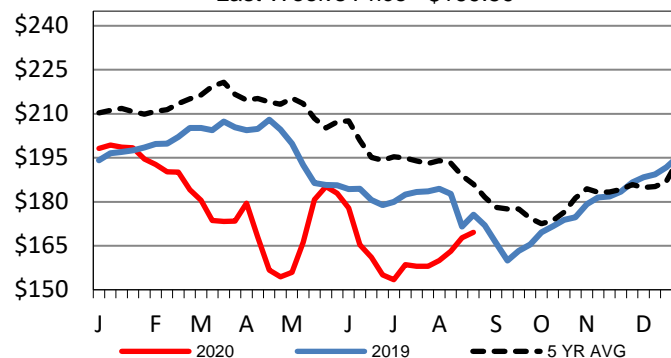
5-Area Live Steer Weighted Average

Last Week's Price = \$106.59



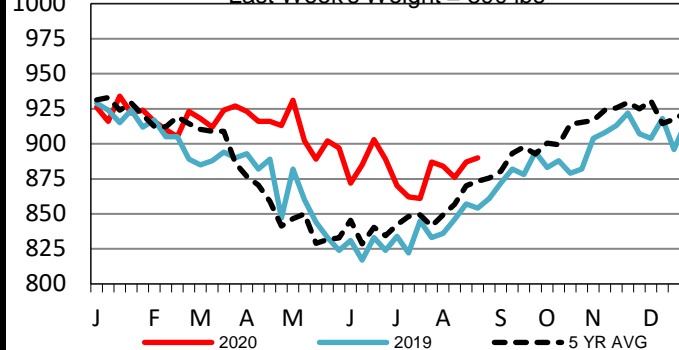
Iowa-Minnesota Wkly Dressed Steer Wtd Avg

Last Week's Price = \$169.59



Iowa-Minnesota Formula Carcass Weights

Last Week's Weight = 890 lbs



USDA Livestock, Poultry and Grain Market News

St. Joseph, Missouri

Phone: 816-676-7000

stjoe.lpgmn@ams.usda.gov