

Daily Direct Steer and Heifer Slaughter Cattle Summary

For Trade on:

Tuesday, August 25, 2020

LM CT100	5-AREA	LM CT109
Neg. Cash Volume:	18,971	Dressed Formula Vol: 41,992
Live Steer Avg:	\$105.31	Steer/Heifer Avg: \$171.26
Live Heifer Avg:	\$105.27	Dressed Neg. Grid Vol: 3,821
Dressed Steer Avg:	\$166.65	Steer/Heifer Avg: \$168.50
Dressed Heifer Avg:	\$166.79	TOTAL VOLUME: 64,784
LM CT106	TOTAL WK TO DATE VOLUME:	146,587
Committed:	82,311	Delivered: 68,700

LM CT118	TX-OK-NM	LM CT109
Neg. Cash Volume:	7,841	Dressed Formula Vol: 15,642
Live Steer Avg:	\$105.00	Steer/Heifer Avg: \$166.81
Live Heifer Avg:	\$105.00	Dressed Neg. Grid Vol: 240
Dressed Steer Avg:	N/A	Steer/Heifer Avg: \$165.80
Dressed Heifer Avg:	N/A	TOTAL VOLUME: 23,723
LM CT106	TOTAL WK TO DATE VOLUME:	53,642
Committed:	30,848	Delivered: 20,858

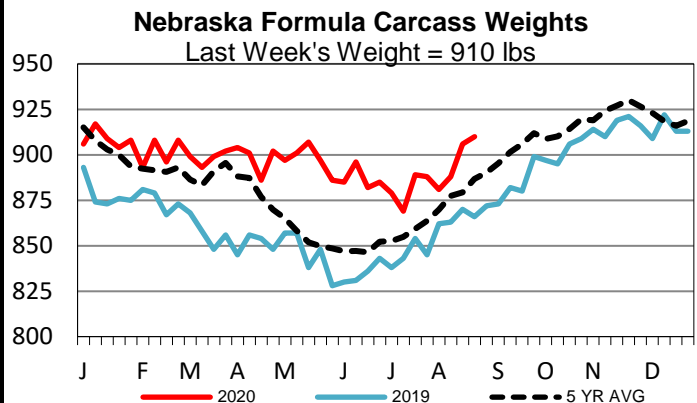
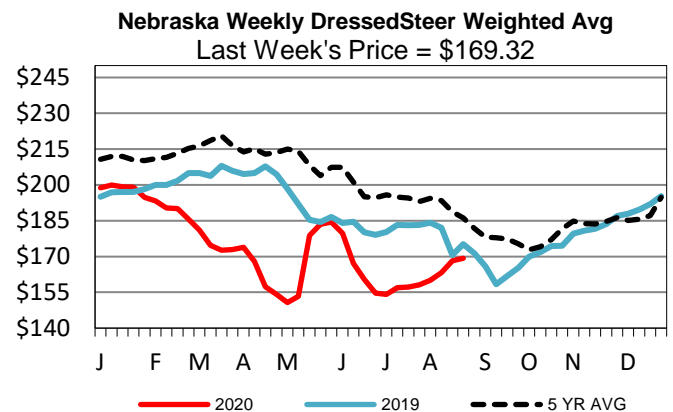
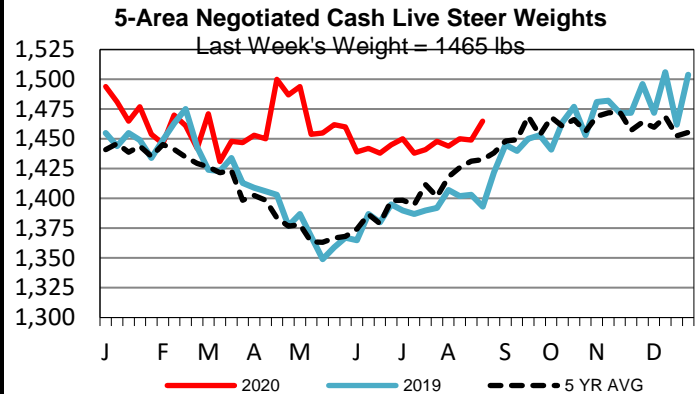
LM CT121	KANSAS	LM CT109
Neg. Cash Volume:	8,298	Dressed Formula Vol: 13,039
Live Steer Avg:	\$105.54	Steer/Heifer Avg: \$168.05
Live Heifer Avg:	\$105.60	Dressed Neg. Grid Vol: 854
Dressed Steer Avg:	\$167.00	Steer/Heifer Avg: \$167.76
Dressed Heifer Avg:	N/A	TOTAL VOLUME: 22,191
LM CT106	TOTAL WK TO DATE VOLUME:	56,497
Committed:	23,082	Delivered: 19,044

LM CT124	NEBRASKA	LM CT109
Neg. Cash Volume:	350	Dressed Formula Vol: 6,663
Live Steer Avg:	\$106.18	Steer/Heifer Avg: \$177.41
Live Heifer Avg:	N/A	Dressed Neg. Grid Vol: 1,789
Dressed Steer Avg:	\$167.00	Steer/Heifer Avg: \$168.76
Dressed Heifer Avg:	\$167.00	TOTAL VOLUME: 8,802
LM CT106	TOTAL WK TO DATE VOLUME:	16,966
Committed:	13,777	Delivered: 13,706

LM CT134	COLORADO	LM CT109
Neg. Cash Volume:	0	Dressed Formula Vol: 4,753
Live Steer Avg:	N/A	Steer/Heifer Avg: \$186.54
Live Heifer Avg:	N/A	Dressed Neg. Grid Vol: 197
Dressed Steer Avg:	N/A	Steer/Heifer Avg: \$167.80
Dressed Heifer Avg:	N/A	TOTAL VOLUME: 4,950
LM CT106	TOTAL WK TO DATE VOLUME:	11,560
Committed:	7,095	Delivered: 6,356

LM CT137	IA-MN	LM CT109
Neg. Cash Volume:	2,482	Dressed Formula Vol: 1,927
Live Steer Avg:	\$105.00	Steer/Heifer Avg: \$169.97
Live Heifer Avg:	\$105.75	Dressed Neg. Grid Vol: 813
Dressed Steer Avg:	\$166.60	Steer/Heifer Avg: \$169.61
Dressed Heifer Avg:	\$166.67	TOTAL VOLUME: 5,222
LM CT106	TOTAL WK TO DATE VOLUME:	8,376
Committed:	7,509	Delivered: 8,736

On Tuesday negotiated cash trade was moderate on light to moderate demand in the Southern Plains. Compared to Monday in the Texas Panhandle live purchases traded steady at 105.00. Compared to last week in Kansas, a few early live purchases in Kansas traded 1.00 lower from 105.00-107.00, mostly at 105.00. Trade was mostly inactive on light to moderate demand in all other feeding regions. The latest established market in the Northern Plains was last week with live purchases at 106.50 and dressed purchases in Nebraska at 169.00. Last week in the Western Cornbelt, live purchases traded from 106.00-109.00 and dressed purchases traded at 169.00.



USDA Livestock, Poultry and Grain Market News

St. Joseph, Missouri

Phone: 816-676-7000

stjoe.lpgmn@ams.usda.gov