

Daily Direct Steer and Heifer Slaughter Cattle Summary

For Trade on:

Tuesday, August 18, 2020

LM_CT100	5-AREA	LM_CT109
Neg. Cash Volume:	29,051	Dressed Formula Vol: 43,873
Live Steer Avg:	\$106.24	Steer/Heifer Avg: \$164.16
Live Heifer Avg:	\$106.22	Dressed Neg. Grid Vol: 3,601
Dressed Steer Avg:	\$168.00	Steer/Heifer Avg: \$165.96
Dressed Heifer Avg:	\$168.00	TOTAL VOLUME: 76,525
LM_CT106	TOTAL WK TO DATE VOLUME:	142,546
Committed:	107,435	Delivered: 73,091

LM_CT118	TX-OK-NM	LM_CT109
Neg. Cash Volume:	7,521	Dressed Formula Vol: 17,033
Live Steer Avg:	\$106.00	Steer/Heifer Avg: \$159.64
Live Heifer Avg:	\$106.00	Dressed Neg. Grid Vol: 0
Dressed Steer Avg:	N/A	Steer/Heifer Avg: N/A
Dressed Heifer Avg:	N/A	TOTAL VOLUME: 24,554
LM_CT106	TOTAL WK TO DATE VOLUME:	44,873
Committed:	34,422	Delivered: 18,528

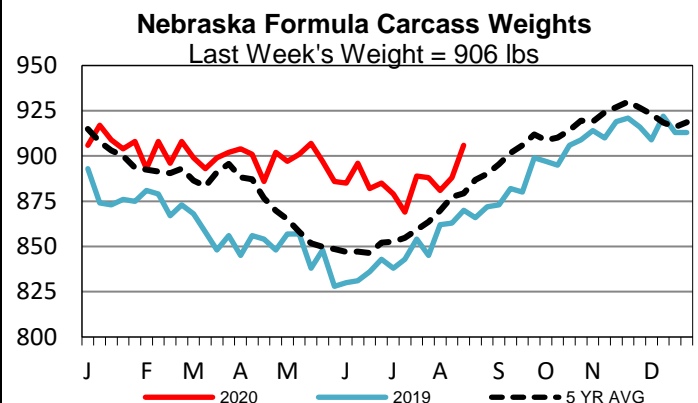
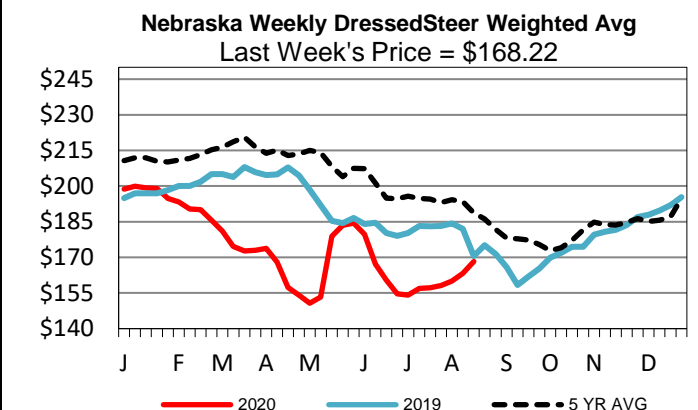
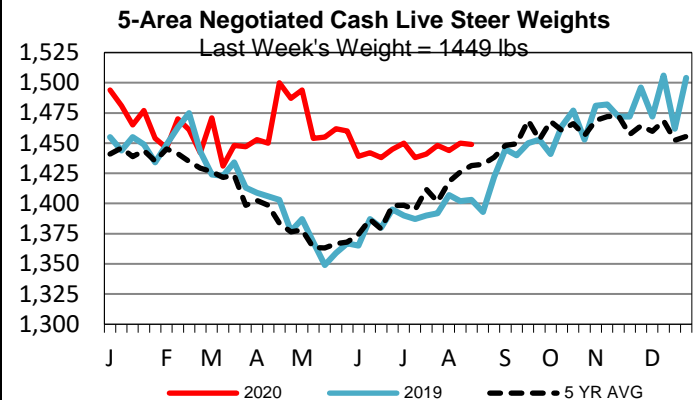
LM_CT121	KANSAS	LM_CT109
Neg. Cash Volume:	15,998	Dressed Formula Vol: 13,715
Live Steer Avg:	\$106.28	Steer/Heifer Avg: \$161.11
Live Heifer Avg:	\$106.42	Dressed Neg. Grid Vol: 0
Dressed Steer Avg:	N/A	Steer/Heifer Avg: N/A
Dressed Heifer Avg:	N/A	TOTAL VOLUME: 29,713
LM_CT106	TOTAL WK TO DATE VOLUME:	60,747
Committed:	41,294	Delivered: 24,243

LM_CT124	NEBRASKA	LM_CT109
Neg. Cash Volume:	1,447	Dressed Formula Vol: 7,436
Live Steer Avg:	N/A	Steer/Heifer Avg: \$170.21
Live Heifer Avg:	\$106.00	Dressed Neg. Grid Vol: 1,888
Dressed Steer Avg:	\$168.00	Steer/Heifer Avg: \$166.53
Dressed Heifer Avg:	N/A	TOTAL VOLUME: 10,771
LM_CT106	TOTAL WK TO DATE VOLUME:	20,214
Committed:	13,106	Delivered: 16,382

LM_CT134	COLORADO	LM_CT109
Neg. Cash Volume:	0	Dressed Formula Vol: 4,276
Live Steer Avg:	N/A	Steer/Heifer Avg: \$180.65
Live Heifer Avg:	N/A	Dressed Neg. Grid Vol: 0
Dressed Steer Avg:	N/A	Steer/Heifer Avg: N/A
Dressed Heifer Avg:	N/A	TOTAL VOLUME: 4,276
LM_CT106	TOTAL WK TO DATE VOLUME:	7,373
Committed:	4,233	Delivered: 6,300

LM_CT137	IA-MN	LM_CT109
Neg. Cash Volume:	4,085	Dressed Formula Vol: 1,413
Live Steer Avg:	\$106.64	Steer/Heifer Avg: \$166.52
Live Heifer Avg:	\$106.00	Dressed Neg. Grid Vol: 1,749
Dressed Steer Avg:	\$168.00	Steer/Heifer Avg: \$165.45
Dressed Heifer Avg:	\$168.00	TOTAL VOLUME: 7,247
LM_CT106	TOTAL WK TO DATE VOLUME:	9,471
Committed:	14,380	Delivered: 7,638

In the Southern Plains negotiated cash trade and demand moderate. Compared to last week live purchases mostly 2.00 higher at 106.00. In Kansas a few live up to 108.00. In the Northern Plains and Western Cornbelt negotiated cash trade limited with light demand. In the Western Cornbelt a few live moved at 106.00. Not enough in any of these regions for a full market trend. For the previous week in the Northern Plains live 106.00-106.50 and dressed in Nebraska 168.00-170.00. For the prior week in the Western Cornbelt live 105.00-107.00 and dressed 165.00-170.00.



USDA Livestock, Poultry and Grain Market News

St. Joseph, Missouri

Phone: 816-676-7000

stjoe.lpgmn@ams.usda.gov