

## Daily Direct Steer and Heifer Slaughter Cattle Summary

For Trade on:

Monday, August 17, 2020

<a href="#">LM CT100</a>	<b>5-AREA</b>	<a href="#">LM CT109</a>
<b>Neg. Cash Volume:</b>	579	<b>Dressed Formula Vol:</b> 63,574
<b>Live Steer Avg:</b>	N/A	<b>Steer/Heifer Avg:</b> \$161.24
<b>Live Heifer Avg:</b>	N/A	<b>Dressed Neg. Grid Vol:</b> 1,868
<b>Dressed Steer Avg:</b>	\$170.00	<b>Steer/Heifer Avg:</b> \$161.37
<b>Dressed Heifer Avg:</b>	N/A	<b>TOTAL VOLUME:</b> <b>66,021</b>
<a href="#">LM CT106</a>	<b>TOTAL WK TO DATE VOLUME:</b>	<b>66,021</b>
<b>Committed:</b>	42,224	<b>Delivered:</b> 66,203

<a href="#">LM CT118</a>	<b>TX-OK-NM</b>	<a href="#">LM CT109</a>
<b>Neg. Cash Volume:</b>	0	<b>Dressed Formula Vol:</b> 20,005
<b>Live Steer Avg:</b>	N/A	<b>Steer/Heifer Avg:</b> \$159.52
<b>Live Heifer Avg:</b>	N/A	<b>Dressed Neg. Grid Vol:</b> 314
<b>Dressed Steer Avg:</b>	N/A	<b>Steer/Heifer Avg:</b> \$156.89
<b>Dressed Heifer Avg:</b>	N/A	<b>TOTAL VOLUME:</b> <b>20,319</b>
<a href="#">LM CT106</a>	<b>TOTAL WK TO DATE VOLUME:</b>	<b>20,319</b>
<b>Committed:</b>	7,375	<b>Delivered:</b> 17,012

<a href="#">LM CT121</a>	<b>KANSAS</b>	<a href="#">LM CT109</a>
<b>Neg. Cash Volume:</b>	0	<b>Dressed Formula Vol:</b> 30,806
<b>Live Steer Avg:</b>	N/A	<b>Steer/Heifer Avg:</b> \$160.32
<b>Live Heifer Avg:</b>	N/A	<b>Dressed Neg. Grid Vol:</b> 228
<b>Dressed Steer Avg:</b>	N/A	<b>Steer/Heifer Avg:</b> \$163.33
<b>Dressed Heifer Avg:</b>	N/A	<b>TOTAL VOLUME:</b> <b>31,034</b>
<a href="#">LM CT106</a>	<b>TOTAL WK TO DATE VOLUME:</b>	<b>31,034</b>
<b>Committed:</b>	14,394	<b>Delivered:</b> 19,861

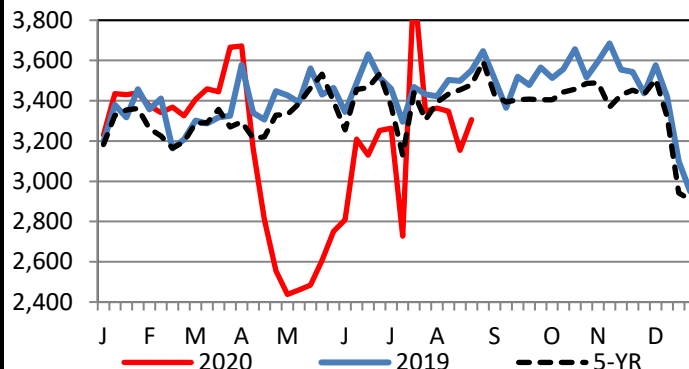
<a href="#">LM CT124</a>	<b>NEBRASKA</b>	<a href="#">LM CT109</a>
<b>Neg. Cash Volume:</b>	363	<b>Dressed Formula Vol:</b> 8,318
<b>Live Steer Avg:</b>	N/A	<b>Steer/Heifer Avg:</b> \$165.77
<b>Live Heifer Avg:</b>	N/A	<b>Dressed Neg. Grid Vol:</b> 762
<b>Dressed Steer Avg:</b>	\$170.00	<b>Steer/Heifer Avg:</b> \$161.85
<b>Dressed Heifer Avg:</b>	N/A	<b>TOTAL VOLUME:</b> <b>9,443</b>
<a href="#">LM CT106</a>	<b>TOTAL WK TO DATE VOLUME:</b>	<b>9,443</b>
<b>Committed:</b>	10,256	<b>Delivered:</b> 14,504

<a href="#">LM CT134</a>	<b>COLORADO</b>	<a href="#">LM CT109</a>
<b>Neg. Cash Volume:</b>	0	<b>Dressed Formula Vol:</b> 2,571
<b>Live Steer Avg:</b>	N/A	<b>Steer/Heifer Avg:</b> \$169.21
<b>Live Heifer Avg:</b>	N/A	<b>Dressed Neg. Grid Vol:</b> 526
<b>Dressed Steer Avg:</b>	N/A	<b>Steer/Heifer Avg:</b> \$162.69
<b>Dressed Heifer Avg:</b>	N/A	<b>TOTAL VOLUME:</b> <b>3,097</b>
<a href="#">LM CT106</a>	<b>TOTAL WK TO DATE VOLUME:</b>	<b>3,097</b>
<b>Committed:</b>	4,641	<b>Delivered:</b> 7,384

<a href="#">LM CT137</a>	<b>IA-MN</b>	<a href="#">LM CT109</a>
<b>Neg. Cash Volume:</b>	216	<b>Dressed Formula Vol:</b> 1,954
<b>Live Steer Avg:</b>	N/A	<b>Steer/Heifer Avg:</b> \$163.67
<b>Live Heifer Avg:</b>	N/A	<b>Dressed Neg. Grid Vol:</b> 54
<b>Dressed Steer Avg:</b>	N/A	<b>Steer/Heifer Avg:</b> \$160.87
<b>Dressed Heifer Avg:</b>	N/A	<b>TOTAL VOLUME:</b> <b>2,224</b>
<a href="#">LM CT106</a>	<b>TOTAL WK TO DATE VOLUME:</b>	<b>2,224</b>
<b>Committed:</b>	5,558	<b>Delivered:</b> 7,442

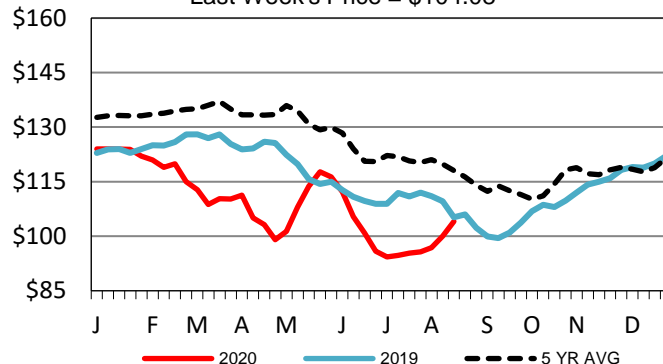
Monday saw negotiated cash trading at a standstill in the Southern Plains and Colorado. In Nebraska and the Western Cornbelt negotiated cash trading inactive with very light demand. Not enough for a market trend. Last week in the Southern Plains live purchases moved mostly at 104.00. For the prior week in the Northern Plains live purchases moved from 106.00 to 106.50 and dressed purchases, in Nebraska, moved from 168.00 to 170.00. For the previous week in the Western Cornbelt live purchases moved from 105.00 to 107.00 and dressed purchases moved from 165.00 to 170.00.

Boxed Beef Formula Load Count



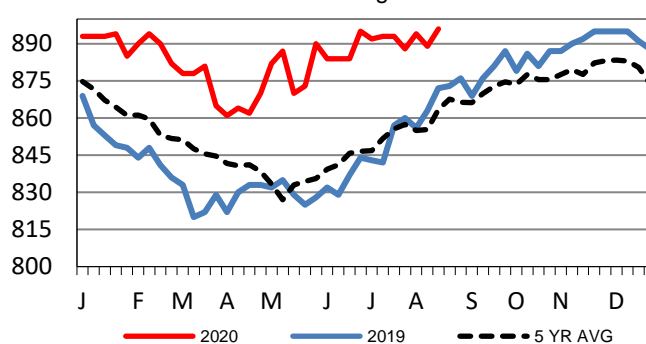
Kansas Weekly Live Steer Weighted Average

Last Week's Price = \$104.08



Kansas Formula Carcass Weights

Last Week's Weight = 896 lbs



## USDA Livestock, Poultry and Grain Market News

St. Joseph, Missouri

Phone: 816-676-7000

[stjoe.lpgmn@ams.usda.gov](mailto:stjoe.lpgmn@ams.usda.gov)