

Daily Direct Steer and Heifer Slaughter Cattle Summary

For Trade on:

Friday, August 14, 2020

LM CT100	5-AREA	LM CT109
Neg. Cash Volume:	39,480	Dressed Formula Vol: 47,055
Live Steer Avg:	\$106.07	Steer/Heifer Avg: \$162.27
Live Heifer Avg:	\$106.06	Dressed Neg. Grid Vol: 3,677
Dressed Steer Avg:	\$168.02	Steer/Heifer Avg: \$161.83
Dressed Heifer Avg:	\$168.00	TOTAL VOLUME: 90,212
LM CT106	TOTAL WK TO DATE VOLUME:	330,758
Committed:	121,064	Delivered: 115,062

LM CT118	TX-OK-NM	LM CT109
Neg. Cash Volume:	120	Dressed Formula Vol: 11,746
Live Steer Avg:	N/A	Steer/Heifer Avg: \$158.61
Live Heifer Avg:	N/A	Dressed Neg. Grid Vol: 0
Dressed Steer Avg:	N/A	Steer/Heifer Avg: N/A
Dressed Heifer Avg:	N/A	TOTAL VOLUME: 11,866
LM CT106	TOTAL WK TO DATE VOLUME:	79,100
Committed:	10,074	Delivered: 28,855

LM CT121	KANSAS	LM CT109
Neg. Cash Volume:	2,039	Dressed Formula Vol: 17,456
Live Steer Avg:	\$105.00	Steer/Heifer Avg: \$160.73
Live Heifer Avg:	\$105.00	Dressed Neg. Grid Vol: 37
Dressed Steer Avg:	\$168.00	Steer/Heifer Avg: \$164.61
Dressed Heifer Avg:	\$168.00	TOTAL VOLUME: 19,532
LM CT106	TOTAL WK TO DATE VOLUME:	111,335
Committed:	26,682	Delivered: 31,446

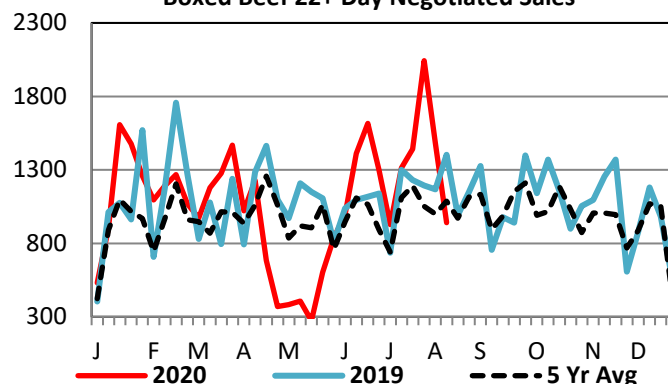
LM CT124	NEBRASKA	LM CT109
Neg. Cash Volume:	24,597	Dressed Formula Vol: 9,240
Live Steer Avg:	\$106.18	Steer/Heifer Avg: \$165.46
Live Heifer Avg:	\$106.17	Dressed Neg. Grid Vol: 1,833
Dressed Steer Avg:	\$168.05	Steer/Heifer Avg: \$162.83
Dressed Heifer Avg:	\$168.00	TOTAL VOLUME: 35,670
LM CT106	TOTAL WK TO DATE VOLUME:	72,218
Committed:	49,542	Delivered: 27,230

LM CT134	COLORADO	LM CT109
Neg. Cash Volume:	7,103	Dressed Formula Vol: 7,056
Live Steer Avg:	\$106.13	Steer/Heifer Avg: \$167.50
Live Heifer Avg:	\$106.19	Dressed Neg. Grid Vol: 398
Dressed Steer Avg:	N/A	Steer/Heifer Avg: \$153.99
Dressed Heifer Avg:	N/A	TOTAL VOLUME: 14,557
LM CT106	TOTAL WK TO DATE VOLUME:	33,669
Committed:	20,186	Delivered: 11,744

LM CT137	IA-MN	LM CT109
Neg. Cash Volume:	5,621	Dressed Formula Vol: 1,969
Live Steer Avg:	\$106.17	Steer/Heifer Avg: \$165.92
Live Heifer Avg:	\$106.08	Dressed Neg. Grid Vol: 1,409
Dressed Steer Avg:	\$167.93	Steer/Heifer Avg: \$162.66
Dressed Heifer Avg:	\$168.00	TOTAL VOLUME: 8,999
LM CT106	TOTAL WK TO DATE VOLUME:	35,677
Committed:	14,580	Delivered: 15,787

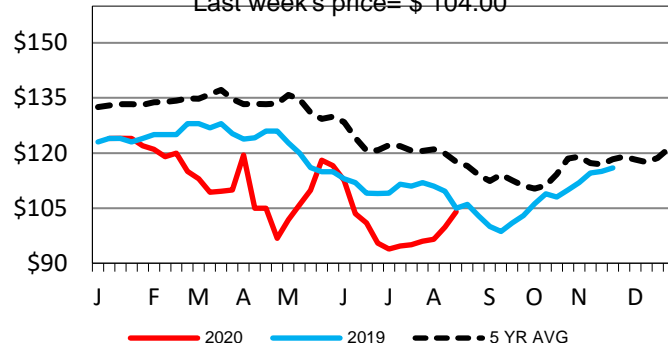
Negotiated cash trade and demand moderate in the Northern Plains. Compared to last week live 3.00-3.50 higher at 106.00-106.50. In Nebraska dressed unevenly steady at 168.00, compared to Tuesday. In Kansas and Western Cornbelt negotiated cash trade slow on light to moderate demand. In Kansas a few live purchases 105.00. In the Western Cornbelt a few live and dressed at 106.00 and 168.00, respectively. Not enough purchases for a market trend in either region. Wednesday was the last reported live market in these regions, with Kansas at 104.00 and Western Cornbelt at 106.50-107.00. Tuesday was the last reported dressed market in the Western Cornbelt at 165.00-170.00. In the Texas Panhandle negotiated cash trade at a standstill. Wednesday was the last reported live market at 104.00.

Boxed Beef 22+ Day Negotiated Sales



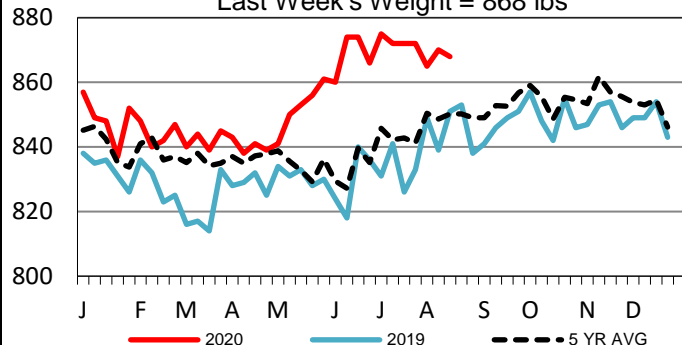
TX-OK-NM Wkly Live Steer Wtd Avg

Last week's price= \$104.00



TX-OK-NM Formula Carcass Weights

Last Week's Weight = 868 lbs



USDA Livestock, Poultry and Grain Market News

St. Joseph, Missouri

Phone: 816-676-7000

stjoe.lpgmn@ams.usda.gov