

Daily Direct Steer and Heifer Slaughter Cattle Summary

For Trade on:

Tuesday, August 11, 2020

LM CT100	5-AREA	LM CT109
Neg. Cash Volume:	20,051	Dressed Formula Vol: 34,207
Live Steer Avg:	\$103.68	Steer/Heifer Avg: \$161.01
Live Heifer Avg:	\$103.82	Dressed Neg. Grid Vol: 2,933
Dressed Steer Avg:	\$168.38	Steer/Heifer Avg: \$158.57
Dressed Heifer Avg:	\$169.00	TOTAL VOLUME: 57,191
LM CT106	TOTAL WK TO DATE VOLUME:	123,106
Committed:	64,184	Delivered: 66,803

LM CT118	TX-OK-NM	LM CT109
Neg. Cash Volume:	0	Dressed Formula Vol: 9,911
Live Steer Avg:	N/A	Steer/Heifer Avg: \$156.58
Live Heifer Avg:	N/A	Dressed Neg. Grid Vol: 0
Dressed Steer Avg:	N/A	Steer/Heifer Avg: N/A
Dressed Heifer Avg:	N/A	TOTAL VOLUME: 9,911
LM CT106	TOTAL WK TO DATE VOLUME:	30,638
Committed:	10,353	Delivered: 19,531

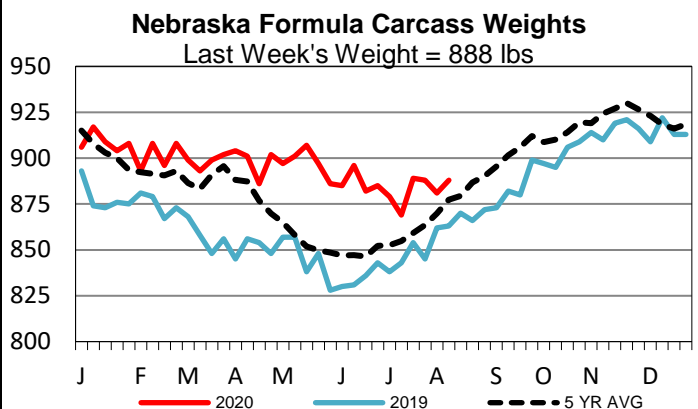
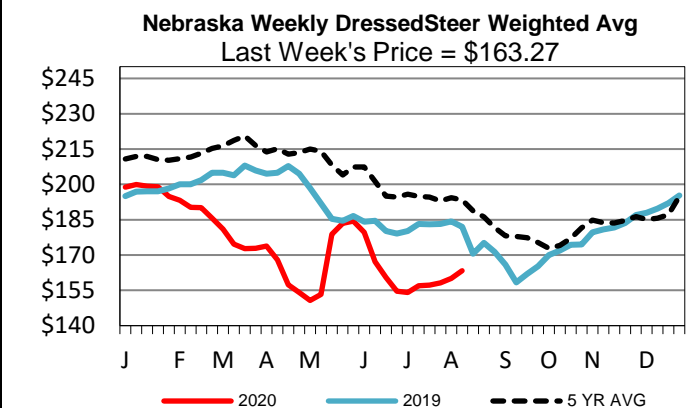
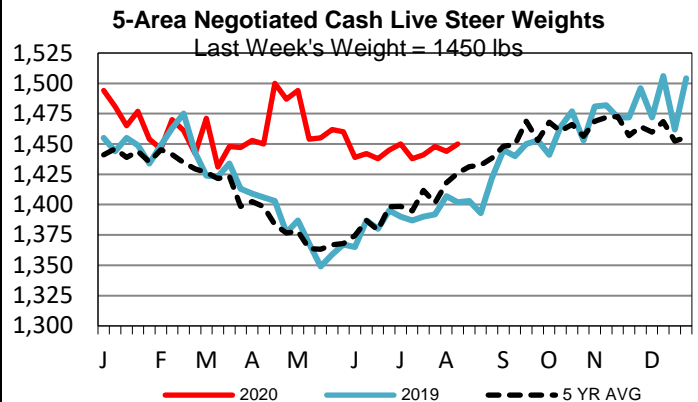
LM CT121	KANSAS	LM CT109
Neg. Cash Volume:	3,667	Dressed Formula Vol: 10,402
Live Steer Avg:	\$102.76	Steer/Heifer Avg: \$156.32
Live Heifer Avg:	\$102.82	Dressed Neg. Grid Vol: 659
Dressed Steer Avg:	N/A	Steer/Heifer Avg: \$152.97
Dressed Heifer Avg:	N/A	TOTAL VOLUME: 14,728
LM CT106	TOTAL WK TO DATE VOLUME:	45,010
Committed:	17,450	Delivered: 19,260

LM CT124	NEBRASKA	LM CT109
Neg. Cash Volume:	7,385	Dressed Formula Vol: 4,832
Live Steer Avg:	\$105.00	Steer/Heifer Avg: \$168.95
Live Heifer Avg:	N/A	Dressed Neg. Grid Vol: 953
Dressed Steer Avg:	\$168.46	Steer/Heifer Avg: \$161.20
Dressed Heifer Avg:	\$170.00	TOTAL VOLUME: 13,170
LM CT106	TOTAL WK TO DATE VOLUME:	22,928
Committed:	16,636	Delivered: 14,693

LM CT134	COLORADO	LM CT109
Neg. Cash Volume:	0	Dressed Formula Vol: 7,588
Live Steer Avg:	N/A	Steer/Heifer Avg: \$167.62
Live Heifer Avg:	N/A	Dressed Neg. Grid Vol: 519
Dressed Steer Avg:	N/A	Steer/Heifer Avg: \$157.60
Dressed Heifer Avg:	N/A	TOTAL VOLUME: 8,107
LM CT106	TOTAL WK TO DATE VOLUME:	11,210
Committed:	3,471	Delivered: 7,286

LM CT137	IA-MN	LM CT109
Neg. Cash Volume:	8,999	Dressed Formula Vol: 1,591
Live Steer Avg:	\$104.50	Steer/Heifer Avg: \$164.68
Live Heifer Avg:	\$104.95	Dressed Neg. Grid Vol: 839
Dressed Steer Avg:	\$168.28	Steer/Heifer Avg: \$160.84
Dressed Heifer Avg:	\$166.78	TOTAL VOLUME: 11,429
LM CT106	TOTAL WK TO DATE VOLUME:	13,659
Committed:	16,274	Delivered: 6,033

Negotiated cash trade slow on light demand in Kansas, Nebraska and Western Cornbelt. In Nebraska, when compared to last week, dressed moved 2.00-7.00 higher at 165.00-170.00. Not enough live for a full market trend. Last week live 103.00. In the Western Cornbelt, when compared to the prior week, live purchases mostly 2.00 higher at 105.00 and dressed 2.00-7.00 higher at 165.00-170.00. In Kansas a few live purchases at 103.00. Not enough for a full market trend. In the Texas Panhandle and Colorado negotiated cash trade at a standstill. Last week in the Southern Plains live purchases 103.00. For the prior week in Colorado live purchases 103.00.



USDA Livestock, Poultry and Grain Market News

St. Joseph, Missouri

Phone: 816-676-7000

stjoe.lpgmn@ams.usda.gov