

## Daily Direct Steer and Heifer Slaughter Cattle Summary

For Trade on:

Monday, August 10, 2020

<a href="#">LM CT100</a>	<b>5-AREA</b>	<a href="#">LM CT109</a>
<b>Neg. Cash Volume:</b>	44	<b>Dressed Formula Vol:</b> 62,501
<b>Live Steer Avg:</b>	N/A	<b>Steer/Heifer Avg:</b> \$156.35
<b>Live Heifer Avg:</b>	N/A	<b>Dressed Neg. Grid Vol:</b> 3,370
<b>Dressed Steer Avg:</b>	N/A	<b>Steer/Heifer Avg:</b> \$159.76
<b>Dressed Heifer Avg:</b>	N/A	<b>TOTAL VOLUME:</b> <b>65,915</b>
<a href="#">LM CT106</a>	<b>TOTAL WK TO DATE VOLUME:</b>	<b>65,915</b>
<b>Committed:</b>	36,028	<b>Delivered:</b> 70,983

<a href="#">LM CT118</a>	<b>TX-OK-NM</b>	<a href="#">LM CT109</a>
<b>Neg. Cash Volume:</b>	0	<b>Dressed Formula Vol:</b> 20,635
<b>Live Steer Avg:</b>	N/A	<b>Steer/Heifer Avg:</b> \$155.08
<b>Live Heifer Avg:</b>	N/A	<b>Dressed Neg. Grid Vol:</b> 92
<b>Dressed Steer Avg:</b>	N/A	<b>Steer/Heifer Avg:</b> \$153.71
<b>Dressed Heifer Avg:</b>	N/A	<b>TOTAL VOLUME:</b> <b>20,727</b>
<a href="#">LM CT106</a>	<b>TOTAL WK TO DATE VOLUME:</b>	<b>20,727</b>
<b>Committed:</b>	8,316	<b>Delivered:</b> 23,545

<a href="#">LM CT121</a>	<b>KANSAS</b>	<a href="#">LM CT109</a>
<b>Neg. Cash Volume:</b>	0	<b>Dressed Formula Vol:</b> 30,207
<b>Live Steer Avg:</b>	N/A	<b>Steer/Heifer Avg:</b> \$155.67
<b>Live Heifer Avg:</b>	N/A	<b>Dressed Neg. Grid Vol:</b> 75
<b>Dressed Steer Avg:</b>	N/A	<b>Steer/Heifer Avg:</b> \$167.43
<b>Dressed Heifer Avg:</b>	N/A	<b>TOTAL VOLUME:</b> <b>30,282</b>
<a href="#">LM CT106</a>	<b>TOTAL WK TO DATE VOLUME:</b>	<b>30,282</b>
<b>Committed:</b>	10,392	<b>Delivered:</b> 19,305

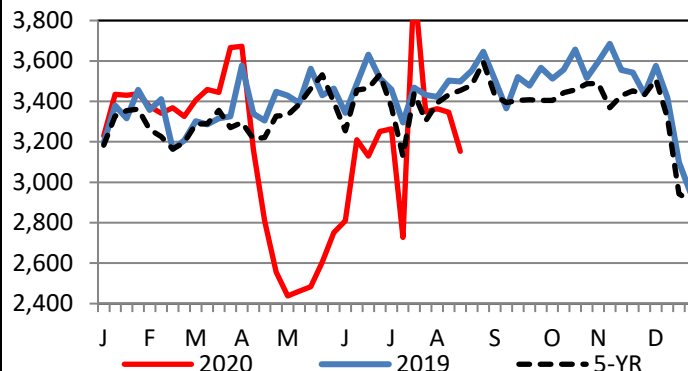
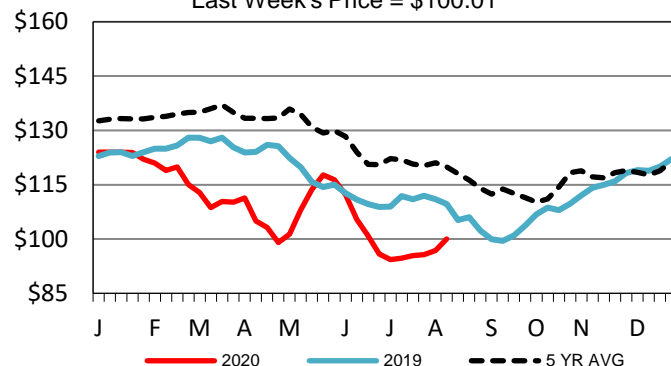
<a href="#">LM CT124</a>	<b>NEBRASKA</b>	<a href="#">LM CT109</a>
<b>Neg. Cash Volume:</b>	0	<b>Dressed Formula Vol:</b> 8,277
<b>Live Steer Avg:</b>	N/A	<b>Steer/Heifer Avg:</b> \$160.72
<b>Live Heifer Avg:</b>	N/A	<b>Dressed Neg. Grid Vol:</b> 1,481
<b>Dressed Steer Avg:</b>	N/A	<b>Steer/Heifer Avg:</b> \$160.41
<b>Dressed Heifer Avg:</b>	N/A	<b>TOTAL VOLUME:</b> <b>9,758</b>
<a href="#">LM CT106</a>	<b>TOTAL WK TO DATE VOLUME:</b>	<b>9,758</b>
<b>Committed:</b>	7,400	<b>Delivered:</b> 14,850

<a href="#">LM CT134</a>	<b>COLORADO</b>	<a href="#">LM CT109</a>
<b>Neg. Cash Volume:</b>	0	<b>Dressed Formula Vol:</b> 2,201
<b>Live Steer Avg:</b>	N/A	<b>Steer/Heifer Avg:</b> \$158.83
<b>Live Heifer Avg:</b>	N/A	<b>Dressed Neg. Grid Vol:</b> 902
<b>Dressed Steer Avg:</b>	N/A	<b>Steer/Heifer Avg:</b> \$158.44
<b>Dressed Heifer Avg:</b>	N/A	<b>TOTAL VOLUME:</b> <b>3,103</b>
<a href="#">LM CT106</a>	<b>TOTAL WK TO DATE VOLUME:</b>	<b>3,103</b>
<b>Committed:</b>	4,753	<b>Delivered:</b> 6,464

<a href="#">LM CT137</a>	<b>IA-MN</b>	<a href="#">LM CT109</a>
<b>Neg. Cash Volume:</b>	44	<b>Dressed Formula Vol:</b> 1,366
<b>Live Steer Avg:</b>	N/A	<b>Steer/Heifer Avg:</b> \$160.53
<b>Live Heifer Avg:</b>	N/A	<b>Dressed Neg. Grid Vol:</b> 820
<b>Dressed Steer Avg:</b>	N/A	<b>Steer/Heifer Avg:</b> \$159.99
<b>Dressed Heifer Avg:</b>	N/A	<b>TOTAL VOLUME:</b> <b>2,230</b>
<a href="#">LM CT106</a>	<b>TOTAL WK TO DATE VOLUME:</b>	<b>2,230</b>
<b>Committed:</b>	5,167	<b>Delivered:</b> 6,819

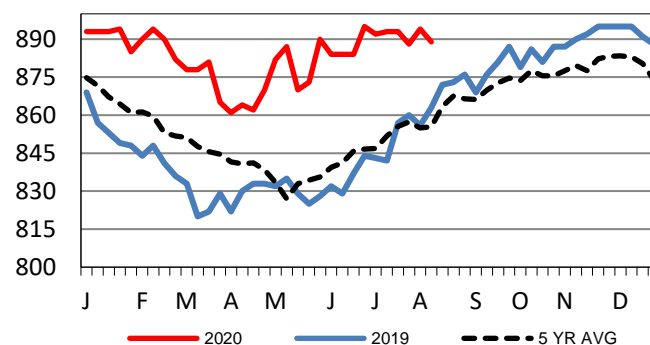
For Monday negotiated cash trading was at a standstill in the Southern and Northern Plains. In the Western Cornbelt negotiated cash trading was inactive on very light demand. Not enough purchases for a market trend. Last week in the Southern Plains live purchases moved at 103.00. For the prior week in the Northern Plains and Western Cornbelt live purchases moved at 103.00. For the previous week in Nebraska and Western Cornbelt dressed purchases moved at 163.00.

Boxed Beef Formula Load Count

Kansas Weekly Live Steer Weighted Average  
Last Week's Price = \$100.01

Kansas Formula Carcass Weights

Last Week's Weight = 889 lbs



## USDA Livestock, Poultry and Grain Market News

St. Joseph, Missouri

Phone: 816-676-7000

[stjoe.lpgmn@ams.usda.gov](mailto:stjoe.lpgmn@ams.usda.gov)