

Daily Direct Steer and Heifer Slaughter Cattle Summary

For Trade on:

Monday, August 03, 2020

LM_CT100	5-AREA	LM_CT109
Neg. Cash Volume:	480	Dressed Formula Vol: 61,841
Live Steer Avg:	\$102.00	Steer/Heifer Avg: \$154.89
Live Heifer Avg:	N/A	Dressed Neg. Grid Vol: 1,967
Dressed Steer Avg:	N/A	Steer/Heifer Avg: \$156.72
Dressed Heifer Avg:	N/A	TOTAL VOLUME: 64,288
LM_CT106	TOTAL WK TO DATE VOLUME:	64,288
Committed:	43,462	Delivered: 70,009

LM_CT118	TX-OK-NM	LM_CT109
Neg. Cash Volume:	0	Dressed Formula Vol: 23,761
Live Steer Avg:	N/A	Steer/Heifer Avg: \$152.30
Live Heifer Avg:	N/A	Dressed Neg. Grid Vol: 598
Dressed Steer Avg:	N/A	Steer/Heifer Avg: \$153.22
Dressed Heifer Avg:	N/A	TOTAL VOLUME: 24,359
LM_CT106	TOTAL WK TO DATE VOLUME:	24,359
Committed:	12,512	Delivered: 19,594

LM_CT121	KANSAS	LM_CT109
Neg. Cash Volume:	0	Dressed Formula Vol: 26,509
Live Steer Avg:	N/A	Steer/Heifer Avg: \$153.98
Live Heifer Avg:	N/A	Dressed Neg. Grid Vol: 40
Dressed Steer Avg:	N/A	Steer/Heifer Avg: \$164.39
Dressed Heifer Avg:	N/A	TOTAL VOLUME: 26,549
LM_CT106	TOTAL WK TO DATE VOLUME:	26,549
Committed:	9,476	Delivered: 19,787

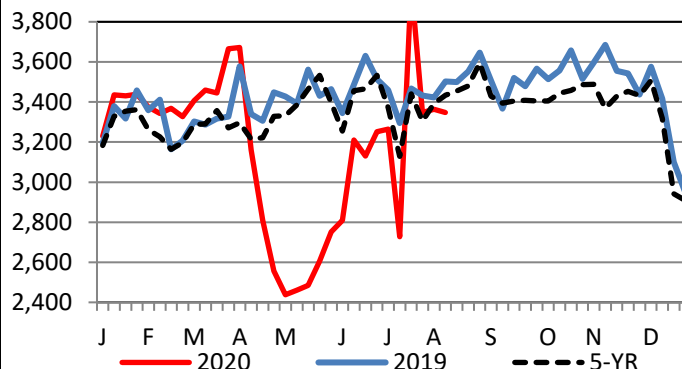
LM_CT124	NEBRASKA	LM_CT109
Neg. Cash Volume:	0	Dressed Formula Vol: 6,319
Live Steer Avg:	N/A	Steer/Heifer Avg: \$160.41
Live Heifer Avg:	N/A	Dressed Neg. Grid Vol: 186
Dressed Steer Avg:	N/A	Steer/Heifer Avg: \$161.68
Dressed Heifer Avg:	N/A	TOTAL VOLUME: 6,505
LM_CT106	TOTAL WK TO DATE VOLUME:	6,505
Committed:	8,182	Delivered: 16,170

LM_CT134	COLORADO	LM_CT109
Neg. Cash Volume:	0	Dressed Formula Vol: 4,459
Live Steer Avg:	N/A	Steer/Heifer Avg: \$165.07
Live Heifer Avg:	N/A	Dressed Neg. Grid Vol: 252
Dressed Steer Avg:	N/A	Steer/Heifer Avg: \$155.20
Dressed Heifer Avg:	N/A	TOTAL VOLUME: 4,711
LM_CT106	TOTAL WK TO DATE VOLUME:	4,711
Committed:	5,543	Delivered: 5,786

LM_CT137	IA-MN	LM_CT109
Neg. Cash Volume:	480	Dressed Formula Vol: 832
Live Steer Avg:	\$102.00	Steer/Heifer Avg: \$161.95
Live Heifer Avg:	N/A	Dressed Neg. Grid Vol: 1,001
Dressed Steer Avg:	N/A	Steer/Heifer Avg: \$157.63
Dressed Heifer Avg:	N/A	TOTAL VOLUME: 2,313
LM_CT106	TOTAL WK TO DATE VOLUME:	2,313
Committed:	7,749	Delivered: 8,672

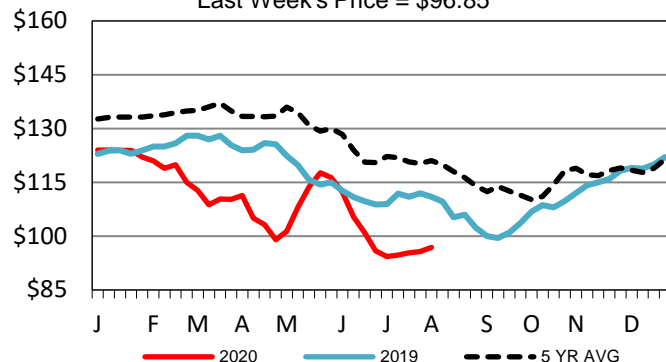
On Monday negotiated cash trading was at a standstill in the Southern and Northern Plains. In the Western Cornbelt negotiated cash trading was inactive on very light demand. Not enough purchases for a market trend. Last week in the Southern Plains live purchases moved at 97.00. For the prior week in Nebraska live and dressed purchases moved at 100.00 and 160.00, respectively. For the previous week in Colorado live purchases moved from 98.00 to 100.00. Last week in the Western Cornbelt live and dressed purchases moved from 100.00 to 102.00 and 160.00, respectively.

Boxed Beef Formula Load Count



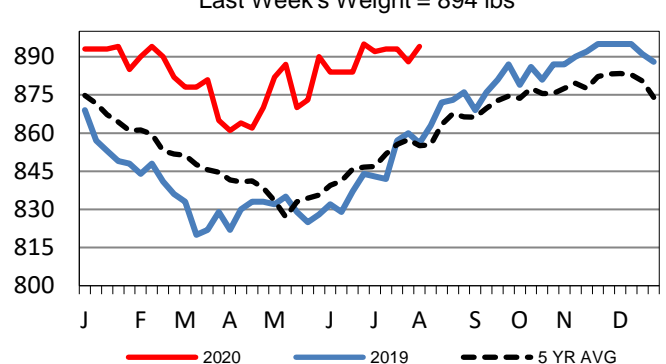
Kansas Weekly Live Steer Weighted Average

Last Week's Price = \$96.85



Kansas Formula Carcass Weights

Last Week's Weight = 894 lbs



USDA Livestock, Poultry and Grain Market News

St. Joseph, Missouri

Phone: 816-676-7000

stjoe.lpgmn@ams.usda.gov