

Daily Direct Steer and Heifer Slaughter Cattle Summary

For Trade on:

Thursday, July 30, 2020

LM CT100	5-AREA	LM CT109
Neg. Cash Volume:	10,391	Dressed Formula Vol: 39,938
Live Steer Avg:	\$100.82	Steer/Heifer Avg: \$155.62
Live Heifer Avg:	\$100.64	Dressed Neg. Grid Vol: 4,101
Dressed Steer Avg:	\$160.15	Steer/Heifer Avg: \$157.62
Dressed Heifer Avg:	\$160.00	TOTAL VOLUME: 54,430
LM CT106	TOTAL WK TO DATE VOLUME:	289,565
Committed:	89,120	Delivered: 65,527

LM CT118	TX-OK-NM	LM CT109
Neg. Cash Volume:	83	Dressed Formula Vol: 9,249
Live Steer Avg:	N/A	Steer/Heifer Avg: \$151.66
Live Heifer Avg:	N/A	Dressed Neg. Grid Vol: 0
Dressed Steer Avg:	N/A	Steer/Heifer Avg: N/A
Dressed Heifer Avg:	N/A	TOTAL VOLUME: 9,332
LM CT106	TOTAL WK TO DATE VOLUME:	73,267
Committed:	24,454	Delivered: 16,507

LM CT121	KANSAS	LM CT109
Neg. Cash Volume:	450	Dressed Formula Vol: 16,514
Live Steer Avg:	\$97.00	Steer/Heifer Avg: \$153.60
Live Heifer Avg:	\$97.00	Dressed Neg. Grid Vol: 440
Dressed Steer Avg:	\$160.00	Steer/Heifer Avg: \$154.84
Dressed Heifer Avg:	N/A	TOTAL VOLUME: 17,404
LM CT106	TOTAL WK TO DATE VOLUME:	97,017
Committed:	30,317	Delivered: 20,365

LM CT124	NEBRASKA	LM CT109
Neg. Cash Volume:	4,060	Dressed Formula Vol: 11,337
Live Steer Avg:	\$100.14	Steer/Heifer Avg: \$161.32
Live Heifer Avg:	\$100.00	Dressed Neg. Grid Vol: 1,451
Dressed Steer Avg:	\$160.29	Steer/Heifer Avg: \$158.90
Dressed Heifer Avg:	\$160.00	TOTAL VOLUME: 16,848
LM CT106	TOTAL WK TO DATE VOLUME:	57,967
Committed:	17,650	Delivered: 14,910

LM CT134	COLORADO	LM CT109
Neg. Cash Volume:	51	Dressed Formula Vol: 1,428
Live Steer Avg:	N/A	Steer/Heifer Avg: \$154.05
Live Heifer Avg:	\$98.00	Dressed Neg. Grid Vol: 1,190
Dressed Steer Avg:	N/A	Steer/Heifer Avg: \$154.76
Dressed Heifer Avg:	N/A	TOTAL VOLUME: 2,669
LM CT106	TOTAL WK TO DATE VOLUME:	23,756
Committed:	6,233	Delivered: 7,006

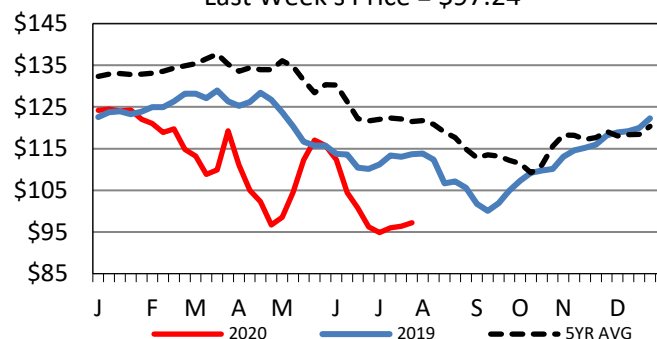
LM CT137	IA-MN	LM CT109
Neg. Cash Volume:	5,747	Dressed Formula Vol: 1,624
Live Steer Avg:	\$101.63	Steer/Heifer Avg: \$160.58
Live Heifer Avg:	\$101.51	Dressed Neg. Grid Vol: 1,098
Dressed Steer Avg:	\$160.00	Steer/Heifer Avg: \$160.19
Dressed Heifer Avg:	\$160.00	TOTAL VOLUME: 8,469
LM CT106	TOTAL WK TO DATE VOLUME:	38,086
Committed:	10,466	Delivered: 6,739

In Kansas, Northern Plains and Western Cornbelt negotiated cash trade limited on light demand. In Nebraska a few live and dressed moved at 100.00 and 160.00, respectively. In the Western Cornbelt live and dressed moved at 102.00 and 160.00, respectively. Not enough for a full market trend in any of these regions. In the Texas

Panhandle negotiated cash trade at a standstill. The last reported market in these regions was Wed. In the Southern Plains live moved at 97.00. In Nebraska live and dressed moved at 100.00 and 160.00, respectively. In Colorado live moved at 98.00. In the Western Cornbelt live and dressed moved at 100.00-102.00 and 160.00, respectively.

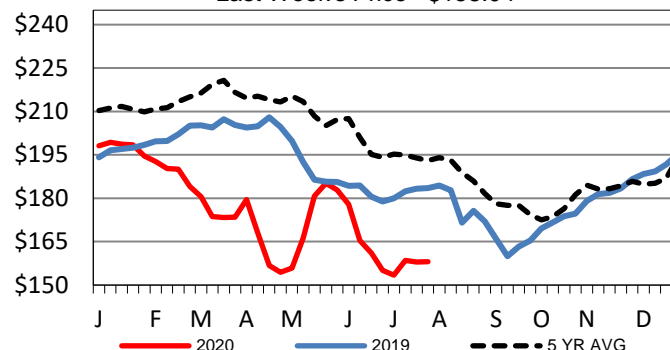
5-Area Live Steer Weighted Average

Last Week's Price = \$97.24



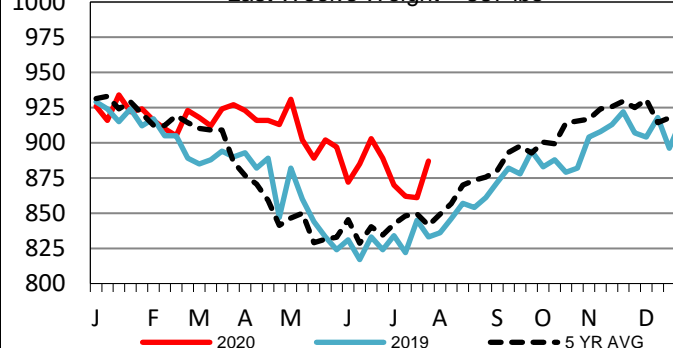
Iowa-Minnesota Wkly Dressed Steer Wtd Avg

Last Week's Price = \$158.04



Iowa-Minnesota Formula Carcass Weights

Last Week's Weight = 887 lbs



USDA Livestock, Poultry and Grain Market News

St. Joseph, Missouri

Phone: 816-676-7000

stjoe.lpgmn@ams.usda.gov