

Daily Direct Steer and Heifer Slaughter Cattle Summary

For Trade on:

Tuesday, July 28, 2020

LM CT100	5-AREA	LM CT109
Neg. Cash Volume:	10,105	Dressed Formula Vol: 43,957
Live Steer Avg:	\$96.03	Steer/Heifer Avg: \$157.81
Live Heifer Avg:	\$96.03	Dressed Neg. Grid Vol: 2,609
Dressed Steer Avg:	\$160.44	Steer/Heifer Avg: \$158.11
Dressed Heifer Avg:	N/A	TOTAL VOLUME: 56,671
LM CT106	TOTAL WK TO DATE VOLUME:	119,959
Committed:	67,426	Delivered: 70,007

LM CT118	TX-OK-NM	LM CT109
Neg. Cash Volume:	1,606	Dressed Formula Vol: 15,255
Live Steer Avg:	\$95.00	Steer/Heifer Avg: \$153.60
Live Heifer Avg:	\$95.00	Dressed Neg. Grid Vol: 0
Dressed Steer Avg:	N/A	Steer/Heifer Avg: N/A
Dressed Heifer Avg:	N/A	TOTAL VOLUME: 16,861
LM CT106	TOTAL WK TO DATE VOLUME:	37,259
Committed:	19,114	Delivered: 17,460

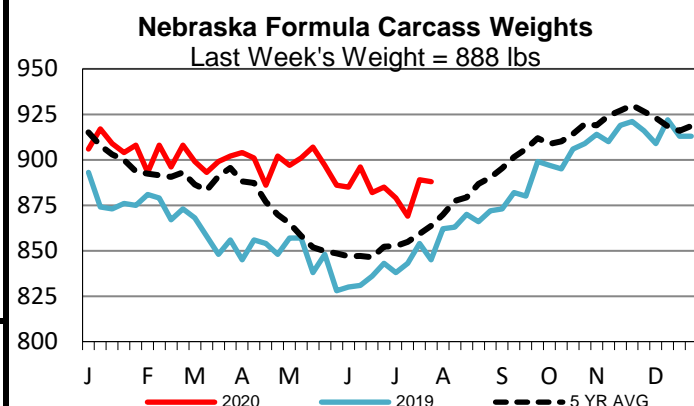
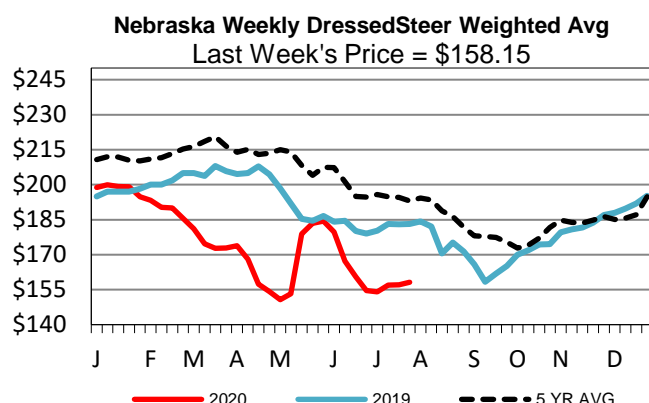
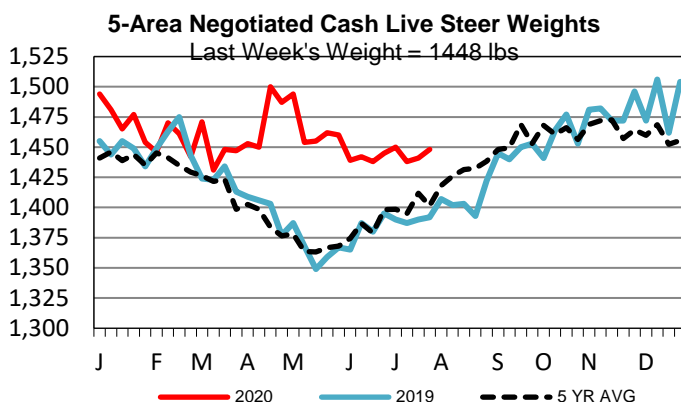
LM CT121	KANSAS	LM CT109
Neg. Cash Volume:	7,023	Dressed Formula Vol: 12,647
Live Steer Avg:	\$96.47	Steer/Heifer Avg: \$153.36
Live Heifer Avg:	\$96.24	Dressed Neg. Grid Vol: 0
Dressed Steer Avg:	N/A	Steer/Heifer Avg: N/A
Dressed Heifer Avg:	N/A	TOTAL VOLUME: 19,670
LM CT106	TOTAL WK TO DATE VOLUME:	47,772
Committed:	27,971	Delivered: 21,962

LM CT124	NEBRASKA	LM CT109
Neg. Cash Volume:	159	Dressed Formula Vol: 6,186
Live Steer Avg:	N/A	Steer/Heifer Avg: \$165.04
Live Heifer Avg:	N/A	Dressed Neg. Grid Vol: 1,343
Dressed Steer Avg:	\$160.00	Steer/Heifer Avg: \$157.77
Dressed Heifer Avg:	N/A	TOTAL VOLUME: 7,688
LM CT106	TOTAL WK TO DATE VOLUME:	16,373
Committed:	12,925	Delivered: 13,110

LM CT134	COLORADO	LM CT109
Neg. Cash Volume:	0	Dressed Formula Vol: 7,836
Live Steer Avg:	N/A	Steer/Heifer Avg: \$166.87
Live Heifer Avg:	N/A	Dressed Neg. Grid Vol: 527
Dressed Steer Avg:	N/A	Steer/Heifer Avg: \$156.23
Dressed Heifer Avg:	N/A	TOTAL VOLUME: 8,363
LM CT106	TOTAL WK TO DATE VOLUME:	11,103
Committed:	2,297	Delivered: 8,965

LM CT137	IA-MN	LM CT109
Neg. Cash Volume:	1,317	Dressed Formula Vol: 2,074
Live Steer Avg:	\$99.00	Steer/Heifer Avg: \$160.21
Live Heifer Avg:	N/A	Dressed Neg. Grid Vol: 739
Dressed Steer Avg:	\$160.87	Steer/Heifer Avg: \$160.06
Dressed Heifer Avg:	N/A	TOTAL VOLUME: 4,130
LM CT106	TOTAL WK TO DATE VOLUME:	7,647
Committed:	5,119	Delivered: 8,510

In Kansas negotiated cash trade slow on light demand. A few live purchases moved at 95.00-97.50. In the Texas Panhandle and Western Cornbelt negotiated cash trade limited on very light demand. In the Texas Panhandle a few live purchases at 95.00. In the Western Cornbelt a few dressed at 161.00. Not enough purchases in any of these regions for a full market trend. Last week in the Southern Plains live at 96.00. For the previous week in the Western Cornbelt live at 99.00-100.00 and dressed 158.00. On Tuesday in Nebraska negotiated cash trade inactive on light demand. In Colorado negotiated cash trade at a standstill. Not enough in the Northern Plains for a market trend. For the prior week in the Northern Plains live purchases 98.00 and dressed 158.00.



USDA Livestock, Poultry and Grain Market News

St. Joseph, Missouri

Phone: 816-676-7000

stjoe.lpgmn@ams.usda.gov