

Daily Direct Steer and Heifer Slaughter Cattle Summary

For Trade on:

Monday, July 27, 2020

LM_CT100	5-AREA	LM_CT109
Neg. Cash Volume:	819	Dressed Formula Vol: 60,067
Live Steer Avg:	\$98.09	Steer/Heifer Avg: \$153.41
Live Heifer Avg:	\$95.00	Dressed Neg. Grid Vol: 2,402
Dressed Steer Avg:	N/A	Steer/Heifer Avg: \$155.66
Dressed Heifer Avg:	N/A	TOTAL VOLUME: 63,288
LM_CT106	TOTAL WK TO DATE VOLUME:	63,288
Committed:	35,958	Delivered: 74,028

LM_CT118	TX-OK-NM	LM_CT109
Neg. Cash Volume:	354	Dressed Formula Vol: 19,689
Live Steer Avg:	\$95.00	Steer/Heifer Avg: \$151.12
Live Heifer Avg:	\$95.00	Dressed Neg. Grid Vol: 355
Dressed Steer Avg:	N/A	Steer/Heifer Avg: \$146.47
Dressed Heifer Avg:	N/A	TOTAL VOLUME: 20,398
LM_CT106	TOTAL WK TO DATE VOLUME:	20,398
Committed:	4,378	Delivered: 19,144

LM_CT121	KANSAS	LM_CT109
Neg. Cash Volume:	0	Dressed Formula Vol: 27,911
Live Steer Avg:	N/A	Steer/Heifer Avg: \$152.85
Live Heifer Avg:	N/A	Dressed Neg. Grid Vol: 191
Dressed Steer Avg:	N/A	Steer/Heifer Avg: \$155.42
Dressed Heifer Avg:	N/A	TOTAL VOLUME: 28,102
LM_CT106	TOTAL WK TO DATE VOLUME:	28,102
Committed:	10,714	Delivered: 21,835

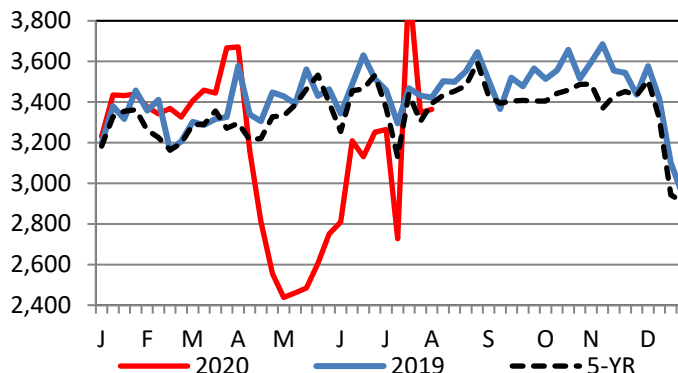
LM_CT124	NEBRASKA	LM_CT109
Neg. Cash Volume:	0	Dressed Formula Vol: 7,775
Live Steer Avg:	N/A	Steer/Heifer Avg: \$158.67
Live Heifer Avg:	N/A	Dressed Neg. Grid Vol: 910
Dressed Steer Avg:	N/A	Steer/Heifer Avg: \$156.79
Dressed Heifer Avg:	N/A	TOTAL VOLUME: 8,685
LM_CT106	TOTAL WK TO DATE VOLUME:	8,685
Committed:	8,859	Delivered: 17,474

LM_CT134	COLORADO	LM_CT109
Neg. Cash Volume:	0	Dressed Formula Vol: 2,370
Live Steer Avg:	N/A	Steer/Heifer Avg: \$154.19
Live Heifer Avg:	N/A	Dressed Neg. Grid Vol: 370
Dressed Steer Avg:	N/A	Steer/Heifer Avg: \$157.81
Dressed Heifer Avg:	N/A	TOTAL VOLUME: 2,740
LM_CT106	TOTAL WK TO DATE VOLUME:	2,740
Committed:	5,997	Delivered: 7,906

LM_CT137	IA-MN	LM_CT109
Neg. Cash Volume:	465	Dressed Formula Vol: 2,400
Live Steer Avg:	\$99.00	Steer/Heifer Avg: \$161.35
Live Heifer Avg:	N/A	Dressed Neg. Grid Vol: 652
Dressed Steer Avg:	N/A	Steer/Heifer Avg: \$158.89
Dressed Heifer Avg:	N/A	TOTAL VOLUME: 3,517
LM_CT106	TOTAL WK TO DATE VOLUME:	3,517
Committed:	6,010	Delivered: 7,669

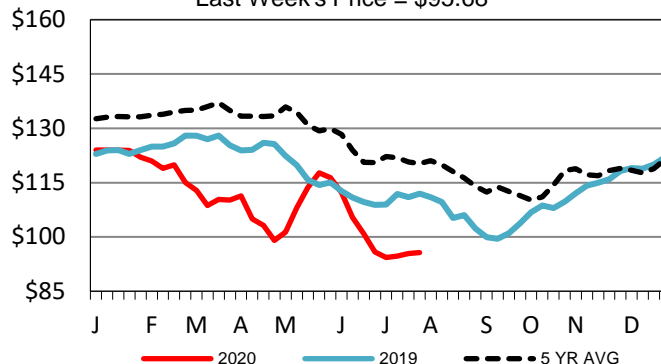
Negotiated cash trading was at a standstill in Kansas and Northern Plains. In the Texas Panhandle and Western Cornbelt negotiated cash trading was inactive on very light demand. Not enough purchases for a market trend. Last week in the Southern Plains live purchases moved at 96.00. For the prior week in the Northern Plains live purchases moved at 98.00 and dressed purchases moved at 158.00. For the previous week in the Western Cornbelt live purchases moved from 99.00 to 100.00 and dressed purchases moved at 158.00.

Boxed Beef Formula Load Count



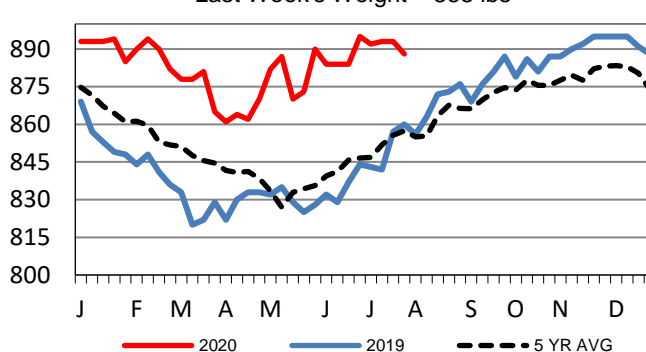
Kansas Weekly Live Steer Weighted Average

Last Week's Price = \$95.68



Kansas Formula Carcass Weights

Last Week's Weight = 888 lbs



USDA Livestock, Poultry and Grain Market News

St. Joseph, Missouri

Phone: 816-676-7000

stjoe.lpgmn@ams.usda.gov