

## Daily Direct Steer and Heifer Slaughter Cattle Summary

For Trade on:

Friday, July 24, 2020

|                            |                                 |                                     |
|----------------------------|---------------------------------|-------------------------------------|
| <a href="#">LM_CT100</a>   | <b>5-AREA</b>                   | <a href="#">LM_CT109</a>            |
| <b>Neg. Cash Volume:</b>   | 3,363                           | <b>Dressed Formula Vol:</b> 44,330  |
| <b>Live Steer Avg:</b>     | \$98.42                         | <b>Steer/Heifer Avg:</b> \$154.47   |
| <b>Live Heifer Avg:</b>    | \$100.00                        | <b>Dressed Neg. Grid Vol:</b> 2,317 |
| <b>Dressed Steer Avg:</b>  | N/A                             | <b>Steer/Heifer Avg:</b> \$157.31   |
| <b>Dressed Heifer Avg:</b> | \$158.36                        | <b>TOTAL VOLUME:</b> 50,010         |
| <a href="#">LM_CT106</a>   | <b>TOTAL WK TO DATE VOLUME:</b> | <b>295,054</b>                      |
| <b>Committed:</b>          | 72,469                          | <b>Delivered:</b> 113,421           |

|                            |                                 |                                    |
|----------------------------|---------------------------------|------------------------------------|
| <a href="#">LM_CT118</a>   | <b>TX-OK-NM</b>                 | <a href="#">LM_CT109</a>           |
| <b>Neg. Cash Volume:</b>   | 455                             | <b>Dressed Formula Vol:</b> 11,260 |
| <b>Live Steer Avg:</b>     | N/A                             | <b>Steer/Heifer Avg:</b> \$150.49  |
| <b>Live Heifer Avg:</b>    | N/A                             | <b>Dressed Neg. Grid Vol:</b> 0    |
| <b>Dressed Steer Avg:</b>  | N/A                             | <b>Steer/Heifer Avg:</b> N/A       |
| <b>Dressed Heifer Avg:</b> | N/A                             | <b>TOTAL VOLUME:</b> 11,715        |
| <a href="#">LM_CT106</a>   | <b>TOTAL WK TO DATE VOLUME:</b> | <b>70,878</b>                      |
| <b>Committed:</b>          | 24,393                          | <b>Delivered:</b> 22,158           |

|                            |                                 |                                    |
|----------------------------|---------------------------------|------------------------------------|
| <a href="#">LM_CT121</a>   | <b>KANSAS</b>                   | <a href="#">LM_CT109</a>           |
| <b>Neg. Cash Volume:</b>   | 100                             | <b>Dressed Formula Vol:</b> 19,878 |
| <b>Live Steer Avg:</b>     | N/A                             | <b>Steer/Heifer Avg:</b> \$153.21  |
| <b>Live Heifer Avg:</b>    | N/A                             | <b>Dressed Neg. Grid Vol:</b> 0    |
| <b>Dressed Steer Avg:</b>  | N/A                             | <b>Steer/Heifer Avg:</b> N/A       |
| <b>Dressed Heifer Avg:</b> | N/A                             | <b>TOTAL VOLUME:</b> 19,978        |
| <a href="#">LM_CT106</a>   | <b>TOTAL WK TO DATE VOLUME:</b> | <b>99,828</b>                      |
| <b>Committed:</b>          | 9,564                           | <b>Delivered:</b> 38,896           |

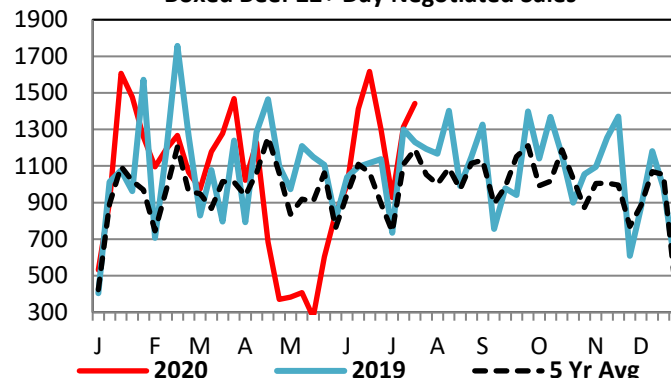
|                            |                                 |                                   |
|----------------------------|---------------------------------|-----------------------------------|
| <a href="#">LM_CT124</a>   | <b>NEBRASKA</b>                 | <a href="#">LM_CT109</a>          |
| <b>Neg. Cash Volume:</b>   | 929                             | <b>Dressed Formula Vol:</b> 8,201 |
| <b>Live Steer Avg:</b>     | \$98.00                         | <b>Steer/Heifer Avg:</b> \$160.01 |
| <b>Live Heifer Avg:</b>    | N/A                             | <b>Dressed Neg. Grid Vol:</b> 422 |
| <b>Dressed Steer Avg:</b>  | N/A                             | <b>Steer/Heifer Avg:</b> \$158.34 |
| <b>Dressed Heifer Avg:</b> | \$158.00                        | <b>TOTAL VOLUME:</b> 9,552        |
| <a href="#">LM_CT106</a>   | <b>TOTAL WK TO DATE VOLUME:</b> | <b>60,867</b>                     |
| <b>Committed:</b>          | 18,332                          | <b>Delivered:</b> 24,579          |

|                            |                                 |                                   |
|----------------------------|---------------------------------|-----------------------------------|
| <a href="#">LM_CT134</a>   | <b>COLORADO</b>                 | <a href="#">LM_CT109</a>          |
| <b>Neg. Cash Volume:</b>   | 0                               | <b>Dressed Formula Vol:</b> 3,279 |
| <b>Live Steer Avg:</b>     | N/A                             | <b>Steer/Heifer Avg:</b> \$159.27 |
| <b>Live Heifer Avg:</b>    | N/A                             | <b>Dressed Neg. Grid Vol:</b> 846 |
| <b>Dressed Steer Avg:</b>  | N/A                             | <b>Steer/Heifer Avg:</b> \$156.26 |
| <b>Dressed Heifer Avg:</b> | N/A                             | <b>TOTAL VOLUME:</b> 4,125        |
| <a href="#">LM_CT106</a>   | <b>TOTAL WK TO DATE VOLUME:</b> | <b>27,581</b>                     |
| <b>Committed:</b>          | 10,363                          | <b>Delivered:</b> 10,179          |

|                            |                                 |                                     |
|----------------------------|---------------------------------|-------------------------------------|
| <a href="#">LM_CT137</a>   | <b>IA-MN</b>                    | <a href="#">LM_CT109</a>            |
| <b>Neg. Cash Volume:</b>   | 1,879                           | <b>Dressed Formula Vol:</b> 2,036   |
| <b>Live Steer Avg:</b>     | \$99.03                         | <b>Steer/Heifer Avg:</b> \$160.43   |
| <b>Live Heifer Avg:</b>    | \$100.00                        | <b>Dressed Neg. Grid Vol:</b> 1,049 |
| <b>Dressed Steer Avg:</b>  | N/A                             | <b>Steer/Heifer Avg:</b> \$157.75   |
| <b>Dressed Heifer Avg:</b> | \$158.50                        | <b>TOTAL VOLUME:</b> 4,964          |
| <a href="#">LM_CT106</a>   | <b>TOTAL WK TO DATE VOLUME:</b> | <b>37,003</b>                       |
| <b>Committed:</b>          | 9,817                           | <b>Delivered:</b> 17,609            |

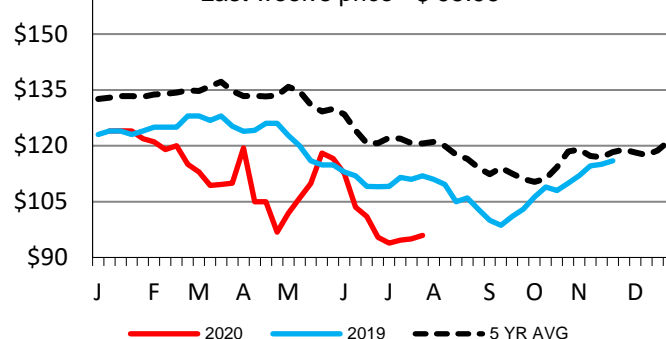
Negotiated cash trading was inactive on very light demand in the Southern Plains, Nebraska and Western Cornbelt. In Colorado negotiated cash trading was at a standstill. Not enough purchases for a market trend in any feeding region. In the Southern Plains the last reported market was on Wednesday with live purchases at 96.00. In Nebraska the last reported market was on Thursday with live and dressed purchases at 98.00 and 158.00, respectively. In the Western Cornbelt Wednesday was the last reported market with live and dressed purchases from 99.00 to 100.00 and 158.00, respectively. In Colorado the last reported market was on Wednesday with live purchases at 98.00.

Boxed Beef 22+ Day Negotiated Sales



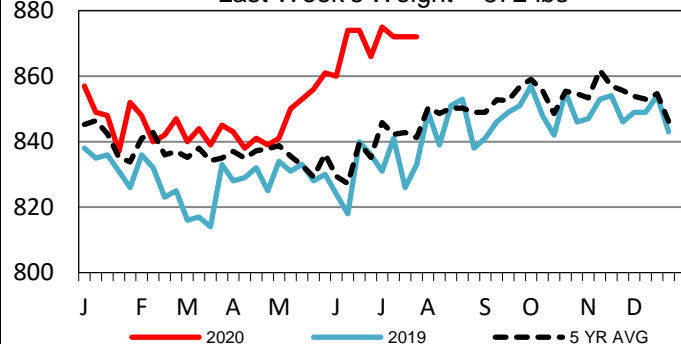
TX-OK-NM Wkly Live Steer Wtd Avg

Last week's price= \$ 95.96



TX-OK-NM Formula Carcass Weights

Last Week's Weight = 872 lbs



## USDA Livestock, Poultry and Grain Market News

St. Joseph, Missouri

Phone: 816-676-7000

[stjoe.lpgmn@ams.usda.gov](mailto:stjoe.lpgmn@ams.usda.gov)