

Daily Direct Steer and Heifer Slaughter Cattle Summary

For Trade on:

Tuesday, July 21, 2020

LM CT100	5-AREA	LM CT109
Neg. Cash Volume:	25,012	Dressed Formula Vol: 39,096
Live Steer Avg:	\$95.81	Steer/Heifer Avg: \$156.96
Live Heifer Avg:	\$95.78	Dressed Neg. Grid Vol: 1,339
Dressed Steer Avg:	N/A	Steer/Heifer Avg: \$156.48
Dressed Heifer Avg:	N/A	TOTAL VOLUME: 65,447
LM CT106	TOTAL WK TO DATE VOLUME:	136,285
Committed:	77,799	Delivered: 63,127

LM CT118	TX-OK-NM	LM CT109
Neg. Cash Volume:	6,807	Dressed Formula Vol: 11,733
Live Steer Avg:	\$95.94	Steer/Heifer Avg: \$151.80
Live Heifer Avg:	\$95.97	Dressed Neg. Grid Vol: 148
Dressed Steer Avg:	N/A	Steer/Heifer Avg: \$149.45
Dressed Heifer Avg:	N/A	TOTAL VOLUME: 18,688
LM CT106	TOTAL WK TO DATE VOLUME:	42,607
Committed:	25,343	Delivered: 18,833

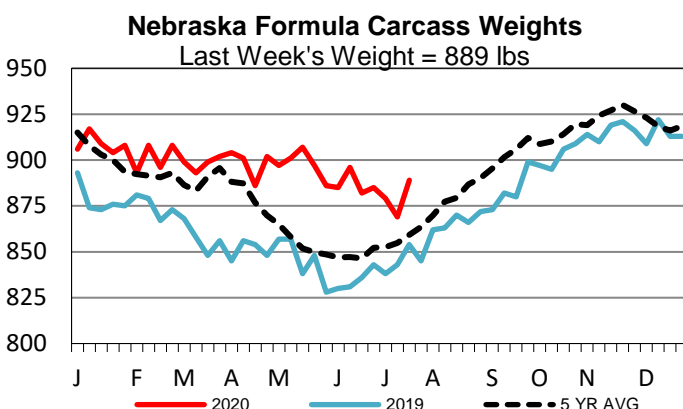
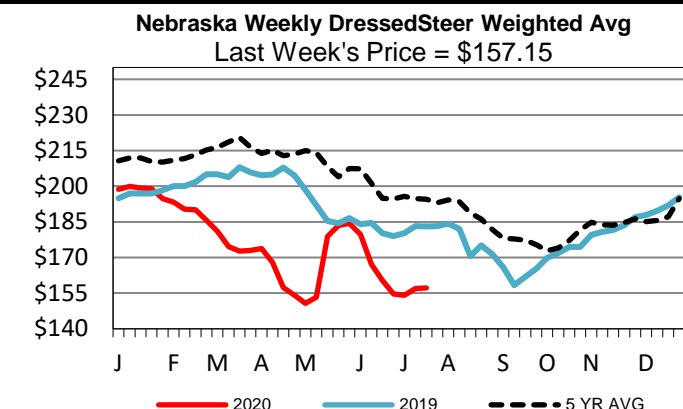
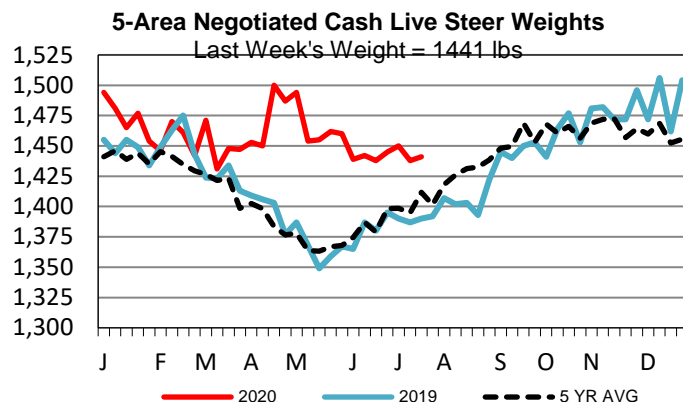
LM CT121	KANSAS	LM CT109
Neg. Cash Volume:	16,918	Dressed Formula Vol: 14,407
Live Steer Avg:	\$95.60	Steer/Heifer Avg: \$151.84
Live Heifer Avg:	\$95.65	Dressed Neg. Grid Vol: 0
Dressed Steer Avg:	N/A	Steer/Heifer Avg: N/A
Dressed Heifer Avg:	N/A	TOTAL VOLUME: 31,325
LM CT106	TOTAL WK TO DATE VOLUME:	60,743
Committed:	35,152	Delivered: 18,368

LM CT124	NEBRASKA	LM CT109
Neg. Cash Volume:	0	Dressed Formula Vol: 6,129
Live Steer Avg:	N/A	Steer/Heifer Avg: \$166.26
Live Heifer Avg:	N/A	Dressed Neg. Grid Vol: 410
Dressed Steer Avg:	N/A	Steer/Heifer Avg: \$160.63
Dressed Heifer Avg:	N/A	TOTAL VOLUME: 6,539
LM CT106	TOTAL WK TO DATE VOLUME:	16,735
Committed:	6,048	Delivered: 15,985

LM CT134	COLORADO	LM CT109
Neg. Cash Volume:	500	Dressed Formula Vol: 4,818
Live Steer Avg:	\$96.00	Steer/Heifer Avg: \$171.13
Live Heifer Avg:	\$96.00	Dressed Neg. Grid Vol: 155
Dressed Steer Avg:	N/A	Steer/Heifer Avg: \$159.94
Dressed Heifer Avg:	N/A	TOTAL VOLUME: 5,473
LM CT106	TOTAL WK TO DATE VOLUME:	11,039
Committed:	6,077	Delivered: 3,657

LM CT137	IA-MN	LM CT109
Neg. Cash Volume:	787	Dressed Formula Vol: 2,321
Live Steer Avg:	\$98.71	Steer/Heifer Avg: \$162.87
Live Heifer Avg:	N/A	Dressed Neg. Grid Vol: 743
Dressed Steer Avg:	N/A	Steer/Heifer Avg: \$155.19
Dressed Heifer Avg:	N/A	TOTAL VOLUME: 3,851
LM CT106	TOTAL WK TO DATE VOLUME:	5,667
Committed:	5,179	Delivered: 6,284

Negotiated cash trade in the Southern Plains moderate with good demand. Compared to last week live purchases mostly 1.00 higher at 96.00. In the Northern Plains and Western Cornbelt negotiated cash trade inactive on very light demand. Not enough purchases for a market trend. The latest established market in these regions was last week. In Nebraska live purchases 96.00-97.50 and dressed mostly 157.00. In Colorado live purchases 96.00. In the Western Cornbelt live purchases 97.00-100.00 and dressed 157.00, few up to 160.00.



USDA Livestock, Poultry and Grain Market News

St. Joseph, Missouri

Phone: 816-676-7000

stjoe.lpgmn@ams.usda.gov