

Daily Direct Steer and Heifer Slaughter Cattle Summary

For Trade on:

Monday, July 20, 2020

LM CT100	5-AREA	LM CT109
Neg. Cash Volume:	240	Dressed Formula Vol: 67,040
Live Steer Avg:	N/A	Steer/Heifer Avg: \$153.13
Live Heifer Avg:	N/A	Dressed Neg. Grid Vol: 3,558
Dressed Steer Avg:	\$157.00	Steer/Heifer Avg: \$156.52
Dressed Heifer Avg:	N/A	TOTAL VOLUME: 70,838
LM CT106	TOTAL WK TO DATE VOLUME:	70,838
Committed:	34,083	Delivered: 71,770

LM CT118	TX-OK-NM	LM CT109
Neg. Cash Volume:	0	Dressed Formula Vol: 23,741
Live Steer Avg:	N/A	Steer/Heifer Avg: \$150.44
Live Heifer Avg:	N/A	Dressed Neg. Grid Vol: 178
Dressed Steer Avg:	N/A	Steer/Heifer Avg: \$150.03
Dressed Heifer Avg:	N/A	TOTAL VOLUME: 23,919
LM CT106	TOTAL WK TO DATE VOLUME:	23,919
Committed:	2,078	Delivered: 18,955

LM CT121	KANSAS	LM CT109
Neg. Cash Volume:	183	Dressed Formula Vol: 28,901
Live Steer Avg:	N/A	Steer/Heifer Avg: \$152.29
Live Heifer Avg:	N/A	Dressed Neg. Grid Vol: 334
Dressed Steer Avg:	N/A	Steer/Heifer Avg: \$155.51
Dressed Heifer Avg:	N/A	TOTAL VOLUME: 29,418
LM CT106	TOTAL WK TO DATE VOLUME:	29,418
Committed:	9,247	Delivered: 18,803

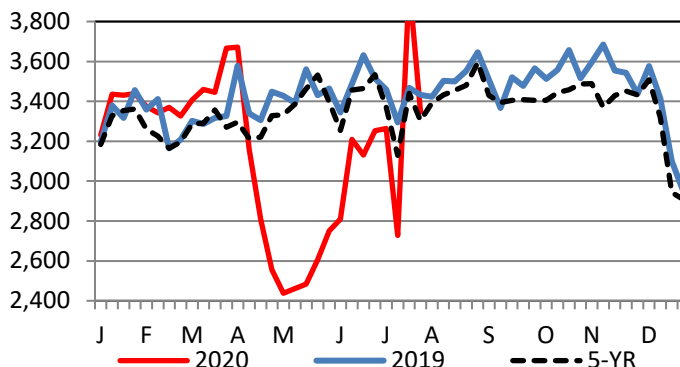
LM CT124	NEBRASKA	LM CT109
Neg. Cash Volume:	57	Dressed Formula Vol: 8,134
Live Steer Avg:	N/A	Steer/Heifer Avg: \$158.68
Live Heifer Avg:	N/A	Dressed Neg. Grid Vol: 2,005
Dressed Steer Avg:	\$157.00	Steer/Heifer Avg: \$156.98
Dressed Heifer Avg:	N/A	TOTAL VOLUME: 10,196
LM CT106	TOTAL WK TO DATE VOLUME:	10,196
Committed:	8,586	Delivered: 16,686

LM CT134	COLORADO	LM CT109
Neg. Cash Volume:	0	Dressed Formula Vol: 4,896
Live Steer Avg:	N/A	Steer/Heifer Avg: \$160.72
Live Heifer Avg:	N/A	Dressed Neg. Grid Vol: 670
Dressed Steer Avg:	N/A	Steer/Heifer Avg: \$156.89
Dressed Heifer Avg:	N/A	TOTAL VOLUME: 5,566
LM CT106	TOTAL WK TO DATE VOLUME:	5,566
Committed:	8,318	Delivered: 8,341

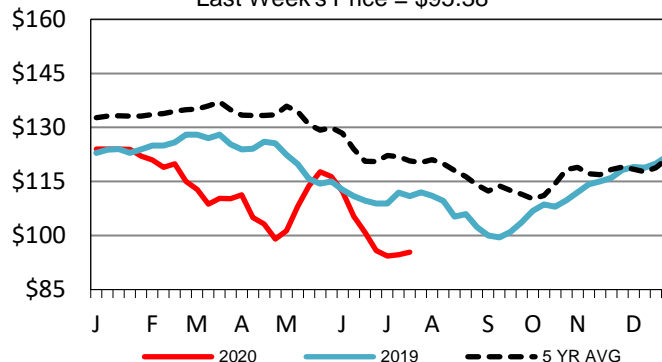
LM CT137	IA-MN	LM CT109
Neg. Cash Volume:	0	Dressed Formula Vol: 1,445
Live Steer Avg:	N/A	Steer/Heifer Avg: \$157.23
Live Heifer Avg:	N/A	Dressed Neg. Grid Vol: 371
Dressed Steer Avg:	N/A	Steer/Heifer Avg: \$157.43
Dressed Heifer Avg:	N/A	TOTAL VOLUME: 1,816
LM CT106	TOTAL WK TO DATE VOLUME:	1,816
Committed:	5,854	Delivered: 8,985

On Monday negotiated cash trade was mostly inactive on light demand in all regions. The latest established market in any region was last week with live purchases in the Southern Plains mostly at 95.00. Last week in Nebraska, live purchases traded from 96.00-97.50 with dressed purchases mostly at 157.00. In Colorado last week, live purchases traded at 96.00. For the previous week in the Western Cornbelt, live purchases traded from 97.00-100.00 with dressed purchases at 157.00, few up to 160.00.

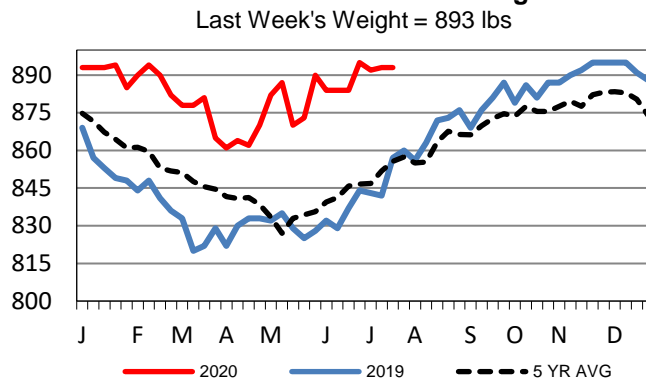
Boxed Beef Formula Load Count



Kansas Weekly Live Steer Weighted Average
Last Week's Price = \$95.38



Kansas Formula Carcass Weights
Last Week's Weight = 893 lbs



USDA Livestock, Poultry and Grain Market News

St. Joseph, Missouri

Phone: 816-676-7000

stjoe.lpgmn@ams.usda.gov