

Daily Direct Steer and Heifer Slaughter Cattle Summary

For Trade on:

Tuesday, July 14, 2020

LM CT100	5-AREA	LM CT109
Neg. Cash Volume:	29,162	Dressed Formula Vol: 35,641
Live Steer Avg:	\$96.19	Steer/Heifer Avg: \$154.76
Live Heifer Avg:	\$95.46	Dressed Neg. Grid Vol: 2,461
Dressed Steer Avg:	\$156.98	Steer/Heifer Avg: \$154.69
Dressed Heifer Avg:	\$157.00	TOTAL VOLUME: 67,264
LM CT106	TOTAL WK TO DATE VOLUME:	132,444
Committed:	88,333	Delivered: 70,032

LM CT118	TX-OK-NM	LM CT109
Neg. Cash Volume:	4,677	Dressed Formula Vol: 13,047
Live Steer Avg:	\$95.00	Steer/Heifer Avg: \$151.37
Live Heifer Avg:	\$95.00	Dressed Neg. Grid Vol: 186
Dressed Steer Avg:	N/A	Steer/Heifer Avg: \$147.54
Dressed Heifer Avg:	N/A	TOTAL VOLUME: 17,910
LM CT106	TOTAL WK TO DATE VOLUME:	39,120
Committed:	20,534	Delivered: 20,260

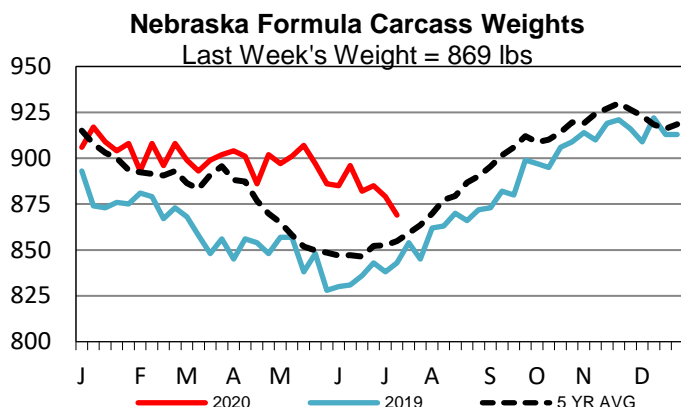
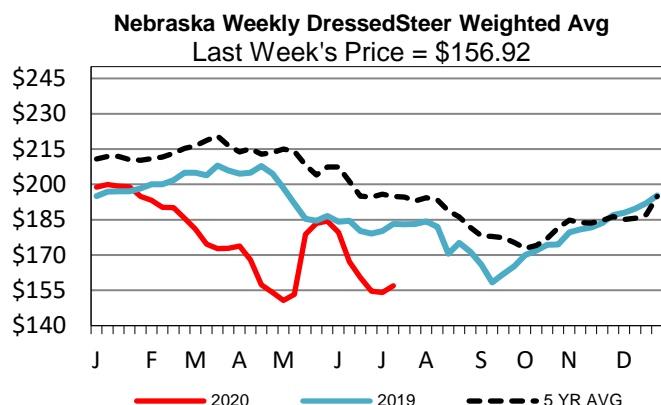
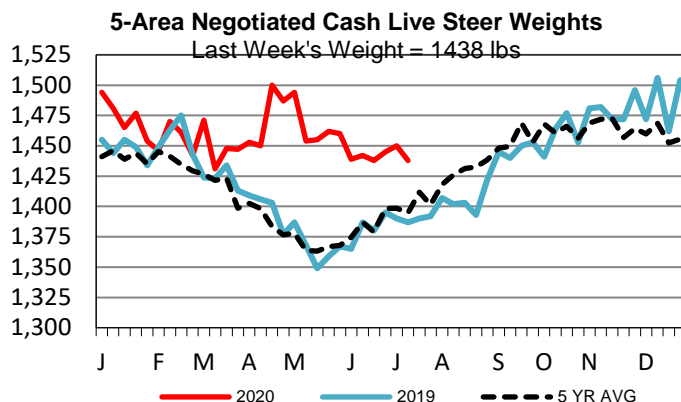
LM CT121	KANSAS	LM CT109
Neg. Cash Volume:	13,001	Dressed Formula Vol: 11,695
Live Steer Avg:	\$95.45	Steer/Heifer Avg: \$152.38
Live Heifer Avg:	\$95.33	Dressed Neg. Grid Vol: 156
Dressed Steer Avg:	N/A	Steer/Heifer Avg: \$148.96
Dressed Heifer Avg:	N/A	TOTAL VOLUME: 24,852
LM CT106	TOTAL WK TO DATE VOLUME:	53,138
Committed:	38,416	Delivered: 20,304

LM CT124	NEBRASKA	LM CT109
Neg. Cash Volume:	5,207	Dressed Formula Vol: 4,954
Live Steer Avg:	\$96.43	Steer/Heifer Avg: \$166.01
Live Heifer Avg:	\$96.50	Dressed Neg. Grid Vol: 957
Dressed Steer Avg:	\$157.00	Steer/Heifer Avg: \$156.14
Dressed Heifer Avg:	\$157.00	TOTAL VOLUME: 11,118
LM CT106	TOTAL WK TO DATE VOLUME:	21,529
Committed:	11,754	Delivered: 19,199

LM CT134	COLORADO	LM CT109
Neg. Cash Volume:	153	Dressed Formula Vol: 4,691
Live Steer Avg:	N/A	Steer/Heifer Avg: \$157.84
Live Heifer Avg:	\$95.00	Dressed Neg. Grid Vol: 244
Dressed Steer Avg:	N/A	Steer/Heifer Avg: \$160.48
Dressed Heifer Avg:	N/A	TOTAL VOLUME: 5,088
LM CT106	TOTAL WK TO DATE VOLUME:	8,353
Committed:	5,059	Delivered: 5,173

LM CT137	IA-MN	LM CT109
Neg. Cash Volume:	6,124	Dressed Formula Vol: 1,254
Live Steer Avg:	\$98.32	Steer/Heifer Avg: \$156.15
Live Heifer Avg:	\$100.00	Dressed Neg. Grid Vol: 1,102
Dressed Steer Avg:	\$156.93	Steer/Heifer Avg: \$154.17
Dressed Heifer Avg:	\$157.00	TOTAL VOLUME: 8,480
LM CT106	TOTAL WK TO DATE VOLUME:	10,604
Committed:	12,570	Delivered: 5,096

In the Southern Plains negotiated cash trade and demand moderate. Compared to last week live trades steady at 95.00, few in Kansas up to 96.50. In the Northern Plains negotiated cash trade slow on light demand. In Nebraska a few live and dressed trades at 96.00-96.50 and 157.00, respectively. However, not enough trades for a full market trend. Last week in the Northern Plains live trades 96.00 and in Nebraska dressed mostly 157.00. In the Western Cornbelt negotiated cash trade slow on light to moderate demand. Compared to last week live trades steady to 2.00 lower at 97.00-100.00. Not enough dressed for a full market trend. Last week dressed trades mostly 157.00-160.00.



USDA Livestock, Poultry and Grain Market News

St. Joseph, Missouri

Phone: 816-676-7000

stjoe.lpgmn@ams.usda.gov