

Daily Direct Steer and Heifer Slaughter Cattle Summary

For Trade on:

Tuesday, July 07, 2020

LM CT100	5-AREA	LM CT109
Neg. Cash Volume:	33,539	Dressed Formula Vol: 34,416
Live Steer Avg:	\$95.23	Steer/Heifer Avg: \$158.69
Live Heifer Avg:	\$95.17	Dressed Neg. Grid Vol: 923
Dressed Steer Avg:	\$157.24	Steer/Heifer Avg: \$156.96
Dressed Heifer Avg:	\$157.41	TOTAL VOLUME: 68,878
LM CT106	TOTAL WK TO DATE VOLUME:	126,923
Committed:	86,735	Delivered: 67,644

LM CT118	TX-OK-NM	LM CT109
Neg. Cash Volume:	10,238	Dressed Formula Vol: 13,824
Live Steer Avg:	\$94.69	Steer/Heifer Avg: \$153.55
Live Heifer Avg:	\$94.97	Dressed Neg. Grid Vol: 0
Dressed Steer Avg:	N/A	Steer/Heifer Avg: N/A
Dressed Heifer Avg:	N/A	TOTAL VOLUME: 24,062
LM CT106	TOTAL WK TO DATE VOLUME:	37,688
Committed:	18,768	Delivered: 18,627

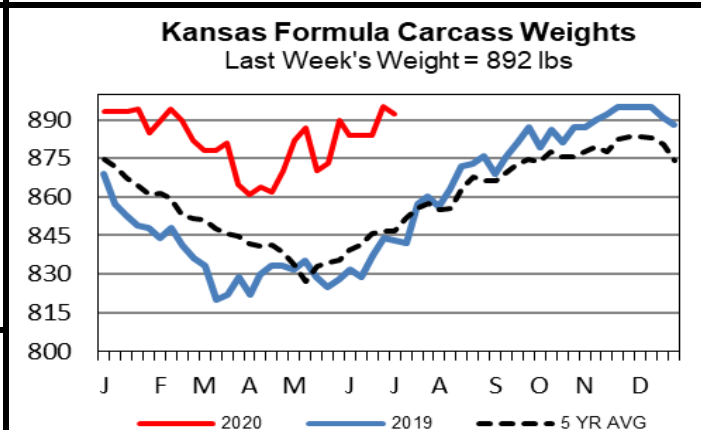
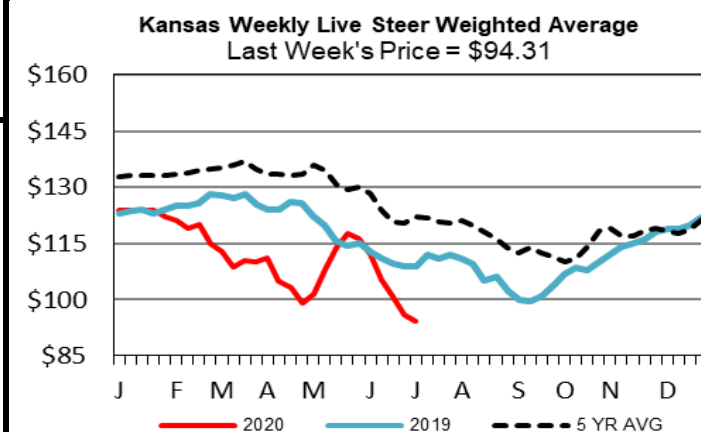
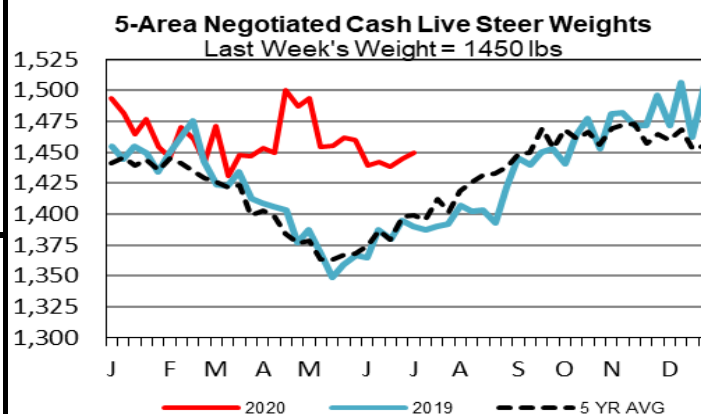
LM CT121	KANSAS	LM CT109
Neg. Cash Volume:	15,352	Dressed Formula Vol: 7,436
Live Steer Avg:	\$94.71	Steer/Heifer Avg: \$156.71
Live Heifer Avg:	\$94.97	Dressed Neg. Grid Vol: 0
Dressed Steer Avg:	N/A	Steer/Heifer Avg: N/A
Dressed Heifer Avg:	N/A	TOTAL VOLUME: 22,788
LM CT106	TOTAL WK TO DATE VOLUME:	50,701
Committed:	43,417	Delivered: 20,628

LM CT124	NEBRASKA	LM CT109
Neg. Cash Volume:	2,814	Dressed Formula Vol: 7,838
Live Steer Avg:	N/A	Steer/Heifer Avg: \$163.40
Live Heifer Avg:	N/A	Dressed Neg. Grid Vol: 321
Dressed Steer Avg:	\$157.47	Steer/Heifer Avg: \$156.40
Dressed Heifer Avg:	\$160.00	TOTAL VOLUME: 10,973
LM CT106	TOTAL WK TO DATE VOLUME:	17,241
Committed:	10,906	Delivered: 16,646

LM CT134	COLORADO	LM CT109
Neg. Cash Volume:	845	Dressed Formula Vol: 3,357
Live Steer Avg:	\$95.00	Steer/Heifer Avg: \$174.01
Live Heifer Avg:	\$95.00	Dressed Neg. Grid Vol: 45
Dressed Steer Avg:	N/A	Steer/Heifer Avg: \$160.76
Dressed Heifer Avg:	N/A	TOTAL VOLUME: 4,247
LM CT106	TOTAL WK TO DATE VOLUME:	8,639
Committed:	3,438	Delivered: 4,225

LM CT137	IA-MN	LM CT109
Neg. Cash Volume:	4,290	Dressed Formula Vol: 2,148
Live Steer Avg:	\$99.13	Steer/Heifer Avg: \$157.58
Live Heifer Avg:	\$99.64	Dressed Neg. Grid Vol: 557
Dressed Steer Avg:	\$156.76	Steer/Heifer Avg: \$156.78
Dressed Heifer Avg:	\$156.58	TOTAL VOLUME: 6,995
LM CT106	TOTAL WK TO DATE VOLUME:	12,935
Committed:	10,206	Delivered: 7,518

On Tuesday trade and demand was moderate in the Southern Plains. Compared to last week in the Texas Panhandle, live purchases traded 2.00 higher from 94.00-95.00, mostly at 95.00. In Kansas compared to last week, live purchases traded steady mostly at 95.00. Trade was slow on moderate demand in the Northern Plains and the Western Cornbelt. In Nebraska compared to Monday a few dressed purchases traded steady to 3.00 lower from 157.00-160.00. Last week in Nebraska live purchases traded from 95.00-96.00. Last week in Colorado, live purchases traded mostly at 96.00. In the Western Cornbelt compared to last week, early live purchases traded steady to 3.00 higher from 97.00-100.00. The latest established dressed market in the Western Cornbelt was on Monday at 160.00



USDA Livestock, Poultry and Grain Market News

St. Joseph, Missouri

Phone: 816-676-7000

stjoe.lpgmn@ams.usda.gov