

Daily Direct Steer and Heifer Slaughter Cattle Summary

For Trade on:

Monday, July 06, 2020

LM CT100	5-AREA	LM CT109
Neg. Cash Volume:	5,880	Dressed Formula Vol: 51,201
Live Steer Avg:	\$94.23	Steer/Heifer Avg: \$154.89
Live Heifer Avg:	N/A	Dressed Neg. Grid Vol: 964
Dressed Steer Avg:	\$160.00	Steer/Heifer Avg: \$155.74
Dressed Heifer Avg:	\$160.00	TOTAL VOLUME: 58,045
LM CT106	TOTAL WK TO DATE VOLUME:	58,045
Committed:	36,883	Delivered: 77,510

LM CT118	TX-OK-NM	LM CT109
Neg. Cash Volume:	0	Dressed Formula Vol: 13,472
Live Steer Avg:	N/A	Steer/Heifer Avg: \$153.21
Live Heifer Avg:	N/A	Dressed Neg. Grid Vol: 154
Dressed Steer Avg:	N/A	Steer/Heifer Avg: \$150.48
Dressed Heifer Avg:	N/A	TOTAL VOLUME: 13,626
LM CT106	TOTAL WK TO DATE VOLUME:	13,626
Committed:	1,685	Delivered: 17,473

LM CT121	KANSAS	LM CT109
Neg. Cash Volume:	1,422	Dressed Formula Vol: 26,491
Live Steer Avg:	\$94.23	Steer/Heifer Avg: \$154.86
Live Heifer Avg:	N/A	Dressed Neg. Grid Vol: 0
Dressed Steer Avg:	N/A	Steer/Heifer Avg: N/A
Dressed Heifer Avg:	N/A	TOTAL VOLUME: 27,913
LM CT106	TOTAL WK TO DATE VOLUME:	27,913
Committed:	11,299	Delivered: 21,063

LM CT124	NEBRASKA	LM CT109
Neg. Cash Volume:	649	Dressed Formula Vol: 5,259
Live Steer Avg:	N/A	Steer/Heifer Avg: \$158.33
Live Heifer Avg:	N/A	Dressed Neg. Grid Vol: 360
Dressed Steer Avg:	\$160.00	Steer/Heifer Avg: \$156.72
Dressed Heifer Avg:	\$160.00	TOTAL VOLUME: 6,268
LM CT106	TOTAL WK TO DATE VOLUME:	6,268
Committed:	9,203	Delivered: 22,646

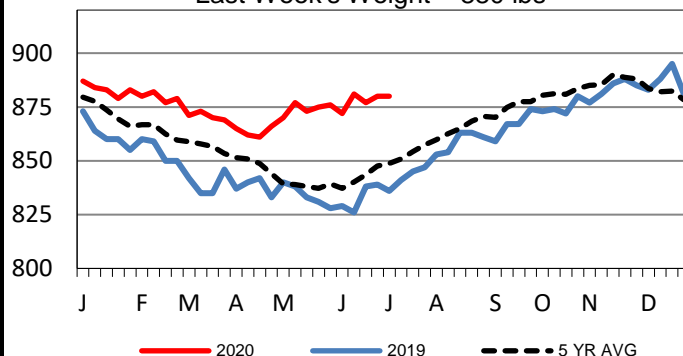
LM CT134	COLORADO	LM CT109
Neg. Cash Volume:	0	Dressed Formula Vol: 4,392
Live Steer Avg:	N/A	Steer/Heifer Avg: \$155.90
Live Heifer Avg:	N/A	Dressed Neg. Grid Vol: 0
Dressed Steer Avg:	N/A	Steer/Heifer Avg: N/A
Dressed Heifer Avg:	N/A	TOTAL VOLUME: 4,392
LM CT106	TOTAL WK TO DATE VOLUME:	4,392
Committed:	6,040	Delivered: 6,744

LM CT137	IA-MN	LM CT109
Neg. Cash Volume:	3,809	Dressed Formula Vol: 1,622
Live Steer Avg:	N/A	Steer/Heifer Avg: \$155.38
Live Heifer Avg:	N/A	Dressed Neg. Grid Vol: 509
Dressed Steer Avg:	\$160.00	Steer/Heifer Avg: \$156.41
Dressed Heifer Avg:	\$160.00	TOTAL VOLUME: 5,940
LM CT106	TOTAL WK TO DATE VOLUME:	5,940
Committed:	8,656	Delivered: 9,584

On Monday negotiated cash trade was slow on light demand in the Western Cornbelt. Compared to last week in the Western Cornbelt a few early dressed purchases traded 5.00-7.00 higher at 160.00. The latest established live market in the Western Cornbelt was last week, with live purchases from 96.00-97.00. Trade was limited on light demand in Kansas and Nebraska. Trade was inactive on light demand in all other regions. The latest established market in the Texas Panhandle was last week with live purchases from 93.00-95.00. In Kansas last week, live purchases traded mostly at 95.00. Last week in Nebraska live purchases traded from 95.00-96.00 with dressed purchases from 154.00-155.00. Last week in Colorado, live purchases traded mostly at 96.00..

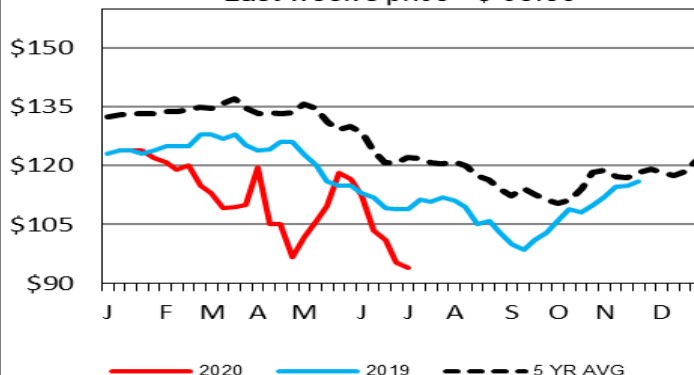
5-Area Formula Carcass Weight

Last Week's Weight = 880 lbs



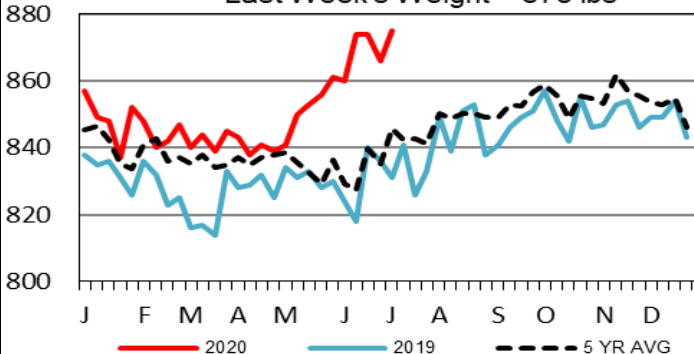
TX-OK-NM Wkly Live Steer Wtd Avg

Last week's price = \$ 93.86



TX-OK-NM Formula Carcass Weights

Last Week's Weight = 875 lbs



USDA Livestock, Poultry and Grain Market News

St. Joseph, Missouri

Phone: 816-676-7000

stjoe.lpgmn@ams.usda.gov