

## Daily Direct Steer and Heifer Slaughter Cattle Summary

For Trade on:

<a href="#">LM CT100</a>	<b>5-AREA</b>	<a href="#">LM CT109</a>
<b>Neg. Cash Volume:</b>	29,455	<b>Dressed Formula Vol:</b> 67,081
<b>Live Steer Avg:</b>	\$94.04	<b>Steer/Heifer Avg:</b> \$157.04
<b>Live Heifer Avg:</b>	\$94.33	<b>Dressed Neg. Grid Vol:</b> 1,751
<b>Dressed Steer Avg:</b>	\$154.34	<b>Steer/Heifer Avg:</b> \$160.62
<b>Dressed Heifer Avg:</b>	\$154.37	<b>TOTAL VOLUME:</b> 98,287
<a href="#">LM CT106</a>	<b>TOTAL WK TO DATE VOLUME:</b>	<b>312,056</b>
<b>Committed:</b>	148,070	<b>Delivered:</b> 132,329

<a href="#">LM CT118</a>	<b>TX-OK-NM</b>	<a href="#">LM CT109</a>
<b>Neg. Cash Volume:</b>	7,286	<b>Dressed Formula Vol:</b> 17,622
<b>Live Steer Avg:</b>	\$93.51	<b>Steer/Heifer Avg:</b> \$152.25
<b>Live Heifer Avg:</b>	\$93.97	<b>Dressed Neg. Grid Vol:</b> 0
<b>Dressed Steer Avg:</b>	N/A	<b>Steer/Heifer Avg:</b> N/A
<b>Dressed Heifer Avg:</b>	N/A	<b>TOTAL VOLUME:</b> 24,908
<a href="#">LM CT106</a>	<b>TOTAL WK TO DATE VOLUME:</b>	<b>76,836</b>
<b>Committed:</b>	52,813	<b>Delivered:</b> 34,476

<a href="#">LM CT121</a>	<b>KANSAS</b>	<a href="#">LM CT109</a>
<b>Neg. Cash Volume:</b>	9,219	<b>Dressed Formula Vol:</b> 22,330
<b>Live Steer Avg:</b>	\$94.14	<b>Steer/Heifer Avg:</b> \$156.00
<b>Live Heifer Avg:</b>	\$94.09	<b>Dressed Neg. Grid Vol:</b> 16
<b>Dressed Steer Avg:</b>	\$154.00	<b>Steer/Heifer Avg:</b> \$145.76
<b>Dressed Heifer Avg:</b>	\$154.00	<b>TOTAL VOLUME:</b> 31,565
<a href="#">LM CT106</a>	<b>TOTAL WK TO DATE VOLUME:</b>	<b>96,729</b>
<b>Committed:</b>	36,210	<b>Delivered:</b> 32,764

<a href="#">LM CT124</a>	<b>NEBRASKA</b>	<a href="#">LM CT109</a>
<b>Neg. Cash Volume:</b>	9,789	<b>Dressed Formula Vol:</b> 15,834
<b>Live Steer Avg:</b>	\$95.28	<b>Steer/Heifer Avg:</b> \$161.63
<b>Live Heifer Avg:</b>	\$95.33	<b>Dressed Neg. Grid Vol:</b> 651
<b>Dressed Steer Avg:</b>	\$154.68	<b>Steer/Heifer Avg:</b> \$163.27
<b>Dressed Heifer Avg:</b>	\$154.38	<b>TOTAL VOLUME:</b> 26,274
<a href="#">LM CT106</a>	<b>TOTAL WK TO DATE VOLUME:</b>	<b>78,189</b>
<b>Committed:</b>	39,437	<b>Delivered:</b> 35,319

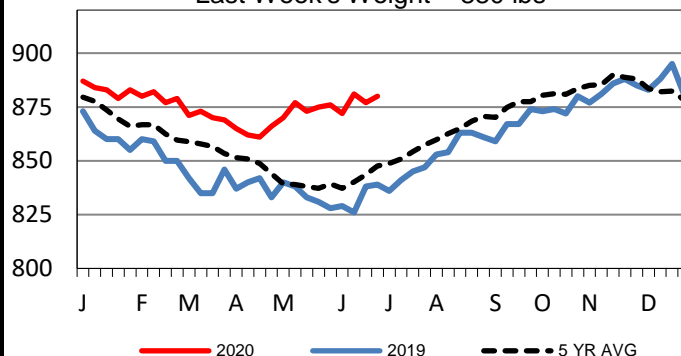
<a href="#">LM CT134</a>	<b>COLORADO</b>	<a href="#">LM CT109</a>
<b>Neg. Cash Volume:</b>	1,369	<b>Dressed Formula Vol:</b> 0
<b>Live Steer Avg:</b>	\$95.89	<b>Steer/Heifer Avg:</b> N/A
<b>Live Heifer Avg:</b>	\$95.49	<b>Dressed Neg. Grid Vol:</b> 0
<b>Dressed Steer Avg:</b>	N/A	<b>Steer/Heifer Avg:</b> N/A
<b>Dressed Heifer Avg:</b>	N/A	<b>TOTAL VOLUME:</b> 1,369
<a href="#">LM CT106</a>	<b>TOTAL WK TO DATE VOLUME:</b>	<b>22,829</b>
<b>Committed:</b>	12,307	<b>Delivered:</b> 12,951

<a href="#">LM CT137</a>	<b>IA-MN</b>	<a href="#">LM CT109</a>
<b>Neg. Cash Volume:</b>	1,792	<b>Dressed Formula Vol:</b> 3,454
<b>Live Steer Avg:</b>	\$96.91	<b>Steer/Heifer Avg:</b> \$158.58
<b>Live Heifer Avg:</b>	N/A	<b>Dressed Neg. Grid Vol:</b> 1,114
<b>Dressed Steer Avg:</b>	\$153.68	<b>Steer/Heifer Avg:</b> \$159.25
<b>Dressed Heifer Avg:</b>	\$154.48	<b>TOTAL VOLUME:</b> 6,360
<a href="#">LM CT106</a>	<b>TOTAL WK TO DATE VOLUME:</b>	<b>38,397</b>
<b>Committed:</b>	7,303	<b>Delivered:</b> 16,819

On Thursday negotiated cash trading in the Southern Plains was moderate with moderate demand. Compared to the last reported market on Wednesday live trades moved steady to 2.00 lower from 93.00 to 95.00. For Thursday in the Northern Plains and Western Cornbelt negotiated cash trading was slow on light demand. In the Northern Plains live trades moved steady, compared to the last reported market on Wednesday, with Nebraska live trades from 95.00 to 96.00, dressed from 154.00 to 155.00 and Colorado live trades at mostly 96.00. In the Western Cornbelt not enough trades on Thursday for a market trend. The last live trade market was on Monday with trades from 96.00 to 97.00. The last dressed market was on Tuesday with trades from 152.00 to 155.00.

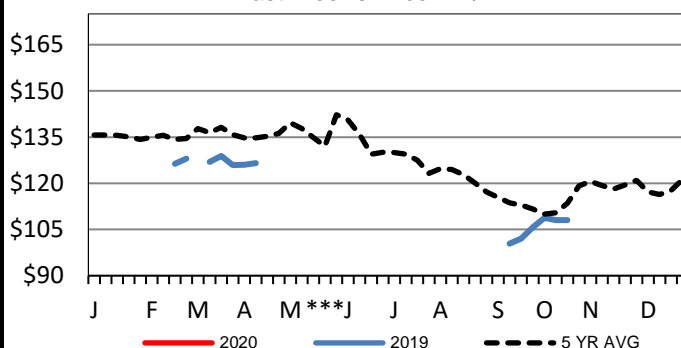
## 5-Area Formula Carcass Weight

Last Week's Weight = 880 lbs



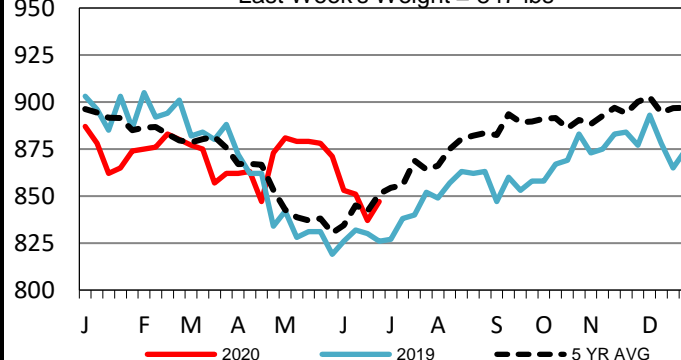
## Colorado Live Wkly Steer Weighted Avg

Last Week's Price = N/A



## Colorado Formula Carcass Weights

Last Week's Weight = 847 lbs



## USDA Livestock, Poultry and Grain Market News

St. Joseph, Missouri

Phone: 816-676-7000

[stjoe.lpgmn@ams.usda.gov](mailto:stjoe.lpgmn@ams.usda.gov)