

Daily Direct Steer and Heifer Slaughter Cattle Summary

For Trade on:

Tuesday, June 30, 2020

LM CT100	5-AREA	LM CT109
Neg. Cash Volume:	14,418	Dressed Formula Vol: 37,482
Live Steer Avg:	\$95.82	Steer/Heifer Avg: \$163.98
Live Heifer Avg:	\$95.47	Dressed Neg. Grid Vol: 1,347
Dressed Steer Avg:	\$153.67	Steer/Heifer Avg: \$163.68
Dressed Heifer Avg:	\$153.20	TOTAL VOLUME: 53,247
LM CT106	TOTAL WK TO DATE VOLUME:	131,995
Committed:	64,764	Delivered: 75,403

LM CT118	TX-OK-NM	LM CT109
Neg. Cash Volume:	0	Dressed Formula Vol: 12,972
Live Steer Avg:	N/A	Steer/Heifer Avg: \$161.06
Live Heifer Avg:	N/A	Dressed Neg. Grid Vol: 241
Dressed Steer Avg:	N/A	Steer/Heifer Avg: \$152.49
Dressed Heifer Avg:	N/A	TOTAL VOLUME: 13,213
LM CT106	TOTAL WK TO DATE VOLUME:	36,980
Committed:	6,570	Delivered: 18,945

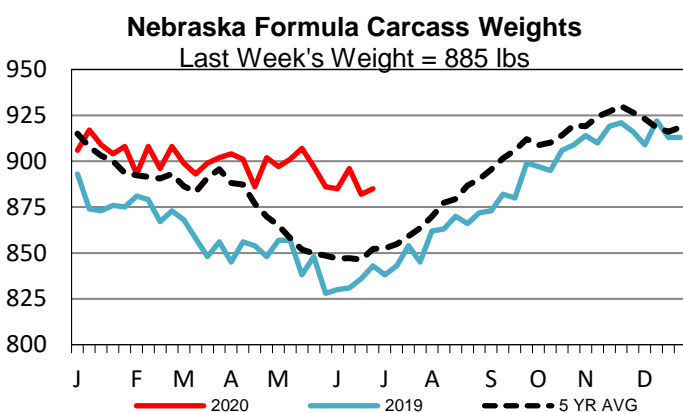
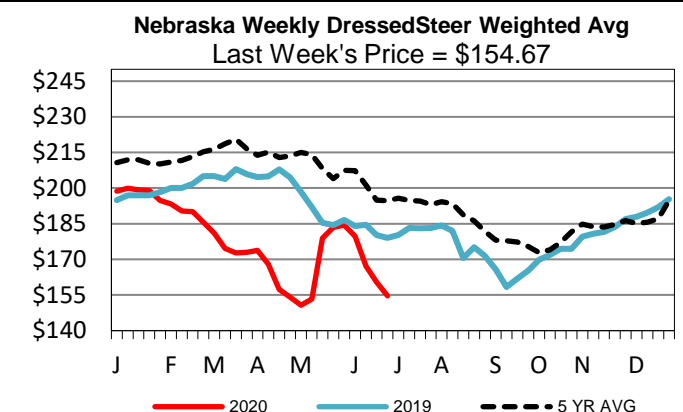
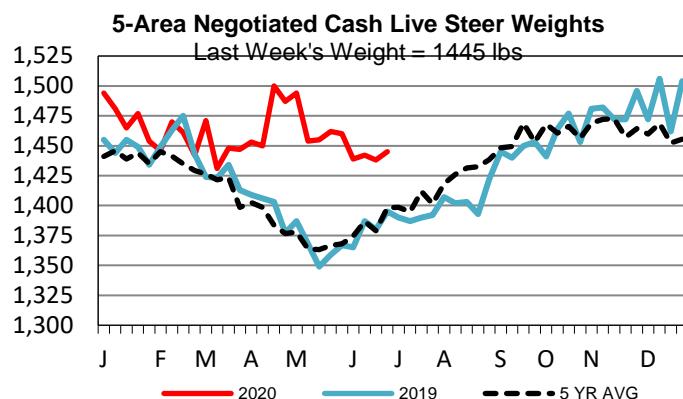
LM CT121	KANSAS	LM CT109
Neg. Cash Volume:	310	Dressed Formula Vol: 10,959
Live Steer Avg:	N/A	Steer/Heifer Avg: \$162.68
Live Heifer Avg:	N/A	Dressed Neg. Grid Vol: 116
Dressed Steer Avg:	N/A	Steer/Heifer Avg: \$155.98
Dressed Heifer Avg:	N/A	TOTAL VOLUME: 11,385
LM CT106	TOTAL WK TO DATE VOLUME:	38,206
Committed:	22,160	Delivered: 19,720

LM CT124	NEBRASKA	LM CT109
Neg. Cash Volume:	5,508	Dressed Formula Vol: 8,164
Live Steer Avg:	\$95.00	Steer/Heifer Avg: \$165.57
Live Heifer Avg:	\$95.00	Dressed Neg. Grid Vol: 536
Dressed Steer Avg:	\$154.07	Steer/Heifer Avg: \$174.43
Dressed Heifer Avg:	\$152.92	TOTAL VOLUME: 14,208
LM CT106	TOTAL WK TO DATE VOLUME:	25,503
Committed:	17,891	Delivered: 21,794

LM CT134	COLORADO	LM CT109
Neg. Cash Volume:	0	Dressed Formula Vol: 3,434
Live Steer Avg:	N/A	Steer/Heifer Avg: \$176.63
Live Heifer Avg:	N/A	Dressed Neg. Grid Vol: 71
Dressed Steer Avg:	N/A	Steer/Heifer Avg: \$145.00
Dressed Heifer Avg:	N/A	TOTAL VOLUME: 3,505
LM CT106	TOTAL WK TO DATE VOLUME:	8,548
Committed:	6,401	Delivered: 5,591

LM CT137	IA-MN	LM CT109
Neg. Cash Volume:	8,600	Dressed Formula Vol: 1,953
Live Steer Avg:	\$96.21	Steer/Heifer Avg: \$161.75
Live Heifer Avg:	\$96.12	Dressed Neg. Grid Vol: 501
Dressed Steer Avg:	\$153.26	Steer/Heifer Avg: \$163.28
Dressed Heifer Avg:	\$153.24	TOTAL VOLUME: 11,054
LM CT106	TOTAL WK TO DATE VOLUME:	23,067
Committed:	11,742	Delivered: 9,353

In Nebraska and Western Cornbelt negotiated cash trade slow with moderate demand. In NE, compared to last week, the bulk of dressed steady to 1.00 lower at 155.00. A few live trades at 95.00. Not enough live trades for a market trend. Last week live trades mostly 95.00. In the Western Cornbelt, compared to last reported market on Monday, dressed unevenly steady at 152.00-155.00. A few live trades at 95.00-98.00. Not enough for a market trend. Monday was the last reported live trade market at 96.00-97.00. In the Southern Plains negotiated cash trade inactive on very light demand. Not enough for a market trend. In the Texas Panhandle, last week, live trades 93.00-95.00. In Kansas, for the previous week, live trades 95.00-97.00, bulk at 97.00.



USDA Livestock, Poultry and Grain Market News

St. Joseph, Missouri

Phone: 816-676-7000

stjoe.lpgmn@ams.usda.gov