

Daily Direct Steer and Heifer Slaughter Cattle Summary

For Trade on:

Wednesday, June 24, 2020

LM CT100	5-AREA	LM CT109
Neg. Cash Volume:	32,353	Dressed Formula Vol: 28,892
Live Steer Avg:	\$96.31	Steer/Heifer Avg: \$170.04
Live Heifer Avg:	\$96.21	Dressed Neg. Grid Vol: 374
Dressed Steer Avg:	\$155.49	Steer/Heifer Avg: \$164.09
Dressed Heifer Avg:	\$155.27	TOTAL VOLUME: 61,619
LM CT106	TOTAL WK TO DATE VOLUME:	176,640
Committed:	95,791	Delivered: 69,990

LM CT118	TX-OK-NM	LM CT109
Neg. Cash Volume:	719	Dressed Formula Vol: 8,842
Live Steer Avg:	\$97.00	Steer/Heifer Avg: \$164.68
Live Heifer Avg:	N/A	Dressed Neg. Grid Vol: 0
Dressed Steer Avg:	N/A	Steer/Heifer Avg: N/A
Dressed Heifer Avg:	N/A	TOTAL VOLUME: 9,561
LM CT106	TOTAL WK TO DATE VOLUME:	39,638
Committed:	24,085	Delivered: 20,341

LM CT121	KANSAS	LM CT109
Neg. Cash Volume:	4,370	Dressed Formula Vol: 6,920
Live Steer Avg:	\$96.14	Steer/Heifer Avg: \$168.13
Live Heifer Avg:	\$95.97	Dressed Neg. Grid Vol: 0
Dressed Steer Avg:	\$156.00	Steer/Heifer Avg: N/A
Dressed Heifer Avg:	N/A	TOTAL VOLUME: 11,290
LM CT106	TOTAL WK TO DATE VOLUME:	48,874
Committed:	19,829	Delivered: 16,091

LM CT124	NEBRASKA	LM CT109
Neg. Cash Volume:	17,540	Dressed Formula Vol: 7,948
Live Steer Avg:	\$95.97	Steer/Heifer Avg: \$171.71
Live Heifer Avg:	\$96.31	Dressed Neg. Grid Vol: 43
Dressed Steer Avg:	\$155.58	Steer/Heifer Avg: \$171.07
Dressed Heifer Avg:	\$155.55	TOTAL VOLUME: 25,531
LM CT106	TOTAL WK TO DATE VOLUME:	52,590
Committed:	34,463	Delivered: 18,503

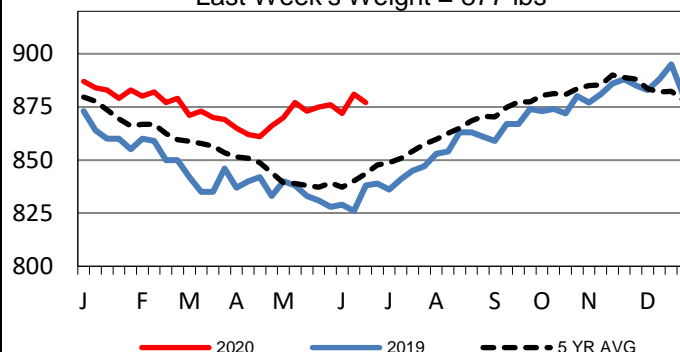
LM CT134	COLORADO	LM CT109
Neg. Cash Volume:	0	Dressed Formula Vol: 3,052
Live Steer Avg:	N/A	Steer/Heifer Avg: \$187.85
Live Heifer Avg:	N/A	Dressed Neg. Grid Vol: 104
Dressed Steer Avg:	N/A	Steer/Heifer Avg: \$159.51
Dressed Heifer Avg:	N/A	TOTAL VOLUME: 3,156
LM CT106	TOTAL WK TO DATE VOLUME:	10,899
Committed:	6,197	Delivered: 7,657

LM CT137	IA-MN	LM CT109
Neg. Cash Volume:	9,724	Dressed Formula Vol: 2,194
Live Steer Avg:	\$97.30	Steer/Heifer Avg: \$166.51
Live Heifer Avg:	\$96.34	Dressed Neg. Grid Vol: 248
Dressed Steer Avg:	\$155.34	Steer/Heifer Avg: \$164.99
Dressed Heifer Avg:	\$154.82	TOTAL VOLUME: 12,166
LM CT106	TOTAL WK TO DATE VOLUME:	24,952
Committed:	11,217	Delivered: 7,398

In the Texas Panhandle negotiated cash trade very limited on light demand. Few live trades at 93.00-97.00. Not enough for a market trend. Last week live trades 98.00-102.00. Wed. in Kansas, Nebraska and Western Cornbelt negotiated cash trade slow on moderate demand. In Kansas, compared to last week, live trades 5.00-7.00 lower at 95.00-97.00. In Nebraska, compared to last week, live trades 3.00-4.00 lower at 95.00-98.00 and dressed compared to Tue, 1.00-2.00 higher at 155.00-156.00. In the Western Cornbelt, compared to Tue, dressed unevenly steady at 153.00-156.00. Not enough live trades for a market trend. The last reported live market was Tue. at 98.00.

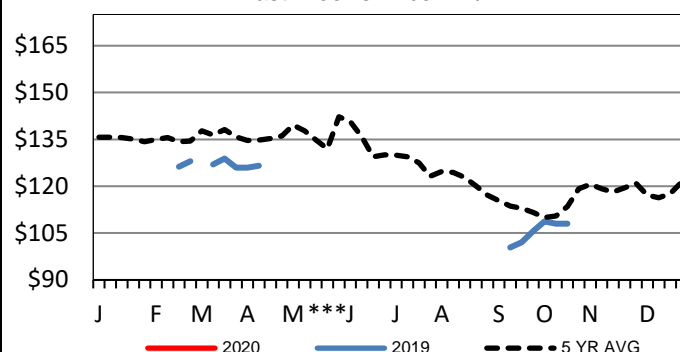
5-Area Formula Carcass Weight

Last Week's Weight = 877 lbs



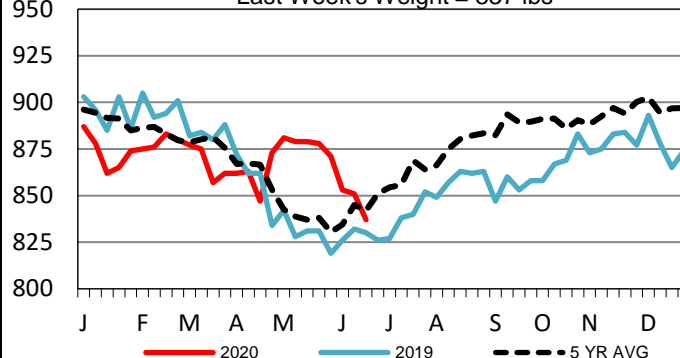
Colorado Live Wkly Steer Weighted Avg

Last Week's Price = N/A



Colorado Formula Carcass Weights

Last Week's Weight = 837 lbs



USDA Livestock, Poultry and Grain Market News

St. Joseph, Missouri

Phone: 816-676-7000

stjoe.lpgmn@ams.usda.gov