

Daily Direct Steer and Heifer Slaughter Cattle Summary

For Trade on:

Thursday, June 18, 2020

LM CT100	5-AREA	LM CT109
Neg. Cash Volume:	17,843	Dressed Formula Vol: 41,570
Live Steer Avg:	\$100.16	Steer/Heifer Avg: \$173.73
Live Heifer Avg:	\$101.35	Dressed Neg. Grid Vol: 1,054
Dressed Steer Avg:	\$159.35	Steer/Heifer Avg: \$168.94
Dressed Heifer Avg:	\$160.00	TOTAL VOLUME: 60,467
LM CT106	TOTAL WK TO DATE VOLUME:	259,234
Committed:	79,560	Delivered: 69,755

LM CT118	TX-OK-NM	LM CT109
Neg. Cash Volume:	1,996	Dressed Formula Vol: 11,403
Live Steer Avg:	N/A	Steer/Heifer Avg: \$168.48
Live Heifer Avg:	\$99.30	Dressed Neg. Grid Vol: 0
Dressed Steer Avg:	N/A	Steer/Heifer Avg: N/A
Dressed Heifer Avg:	N/A	TOTAL VOLUME: 13,399
LM CT106	TOTAL WK TO DATE VOLUME:	57,848
Committed:	28,450	Delivered: 19,013

LM CT121	KANSAS	LM CT109
Neg. Cash Volume:	9,483	Dressed Formula Vol: 10,222
Live Steer Avg:	\$100.49	Steer/Heifer Avg: \$171.58
Live Heifer Avg:	\$101.61	Dressed Neg. Grid Vol: 0
Dressed Steer Avg:	N/A	Steer/Heifer Avg: N/A
Dressed Heifer Avg:	N/A	TOTAL VOLUME: 19,705
LM CT106	TOTAL WK TO DATE VOLUME:	71,650
Committed:	28,354	Delivered: 16,079

LM CT124	NEBRASKA	LM CT109
Neg. Cash Volume:	3,802	Dressed Formula Vol: 12,261
Live Steer Avg:	\$98.29	Steer/Heifer Avg: \$179.87
Live Heifer Avg:	N/A	Dressed Neg. Grid Vol: 245
Dressed Steer Avg:	\$158.90	Steer/Heifer Avg: \$176.27
Dressed Heifer Avg:	\$160.00	TOTAL VOLUME: 16,308
LM CT106	TOTAL WK TO DATE VOLUME:	77,543
Committed:	15,991	Delivered: 18,724

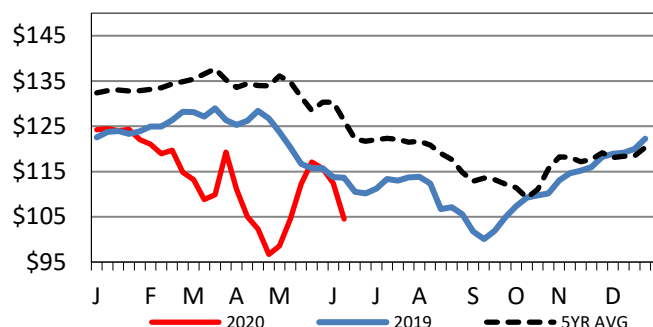
LM CT134	COLORADO	LM CT109
Neg. Cash Volume:	0	Dressed Formula Vol: 6,044
Live Steer Avg:	N/A	Steer/Heifer Avg: \$175.25
Live Heifer Avg:	N/A	Dressed Neg. Grid Vol: 0
Dressed Steer Avg:	N/A	Steer/Heifer Avg: N/A
Dressed Heifer Avg:	N/A	TOTAL VOLUME: 6,044
LM CT106	TOTAL WK TO DATE VOLUME:	16,042
Committed:	1,790	Delivered: 7,460

LM CT137	IA-MN	LM CT109
Neg. Cash Volume:	2,562	Dressed Formula Vol: 1,975
Live Steer Avg:	\$102.31	Steer/Heifer Avg: \$173.05
Live Heifer Avg:	\$100.00	Dressed Neg. Grid Vol: 888
Dressed Steer Avg:	\$160.00	Steer/Heifer Avg: \$168.19
Dressed Heifer Avg:	\$160.00	TOTAL VOLUME: 5,425
LM CT106	TOTAL WK TO DATE VOLUME:	36,949
Committed:	4,975	Delivered: 8,479

Trade moderate on light to moderate demand in Kansas. Compared to Wed. live purchases mostly steady at 98.00-102.00, bulk at 100.00-102.00. Trade slow on light demand in all other regions. In the Texas Panhandle compared to the bulk of Wed, live purchases 4.00 lower mostly at 98.00. In Nebraska compared to Wed. a few dressed 2.00-4.00 lower at 158.00-160.00. A few live at 98.00, not enough for an adequate market test. On Wed. in Nebraska, live purchases 98.00-102.00. In the Western Cornbelt compared to Wed, few dressed steady to 2.00 lower mostly at 160.00. The latest established live market in the Western Cornbelt was Tuesday with live purchases at 99.00-102.00.

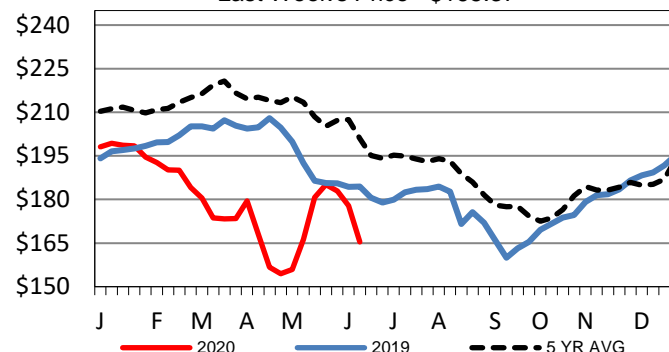
5-Area Live Steer Weighted Average

Last Week's Price = \$104.47



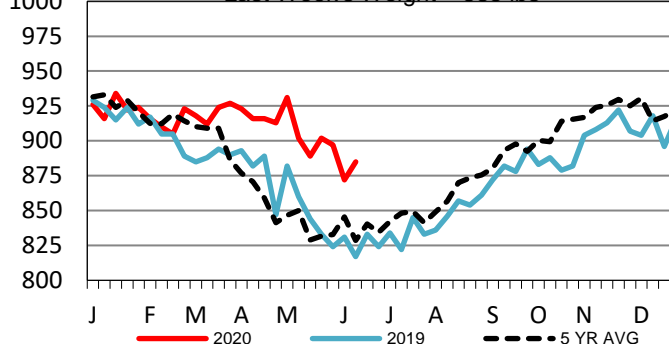
Iowa-Minnesota Wkly Dressed Steer Wtd Avg

Last Week's Price = \$165.37



Iowa-Minnesota Formula Carcass Weights

Last Week's Weight = 885 lbs



USDA Livestock, Poultry and Grain Market News

St. Joseph, Missouri

Phone: 816-676-7000

stjoe.lpgmn@ams.usda.gov