

## Daily Direct Steer and Heifer Slaughter Cattle Summary

For Trade on:

Tuesday, June 16, 2020

<a href="#">LM CT100</a>	<b>5-AREA</b>	<a href="#">LM CT109</a>
<b>Neg. Cash Volume:</b>	21,571	<b>Dressed Formula Vol:</b> 37,740
<b>Live Steer Avg:</b>	\$100.81	<b>Steer/Heifer Avg:</b> \$183.81
<b>Live Heifer Avg:</b>	\$98.20	<b>Dressed Neg. Grid Vol:</b> 744
<b>Dressed Steer Avg:</b>	\$158.90	<b>Steer/Heifer Avg:</b> \$173.65
<b>Dressed Heifer Avg:</b>	\$158.95	<b>TOTAL VOLUME:</b> 60,055
<a href="#">LM CT106</a>	<b>TOTAL WK TO DATE VOLUME:</b>	<b>127,831</b>
<b>Committed:</b>	68,444	<b>Delivered:</b> 66,675

<a href="#">LM CT118</a>	<b>TX-OK-NM</b>	<a href="#">LM CT109</a>
<b>Neg. Cash Volume:</b>	1,070	<b>Dressed Formula Vol:</b> 10,636
<b>Live Steer Avg:</b>	\$100.00	<b>Steer/Heifer Avg:</b> \$180.06
<b>Live Heifer Avg:</b>	N/A	<b>Dressed Neg. Grid Vol:</b> 0
<b>Dressed Steer Avg:</b>	N/A	<b>Steer/Heifer Avg:</b> N/A
<b>Dressed Heifer Avg:</b>	N/A	<b>TOTAL VOLUME:</b> 11,706
<a href="#">LM CT106</a>	<b>TOTAL WK TO DATE VOLUME:</b>	<b>33,046</b>
<b>Committed:</b>	1,346	<b>Delivered:</b> 17,518

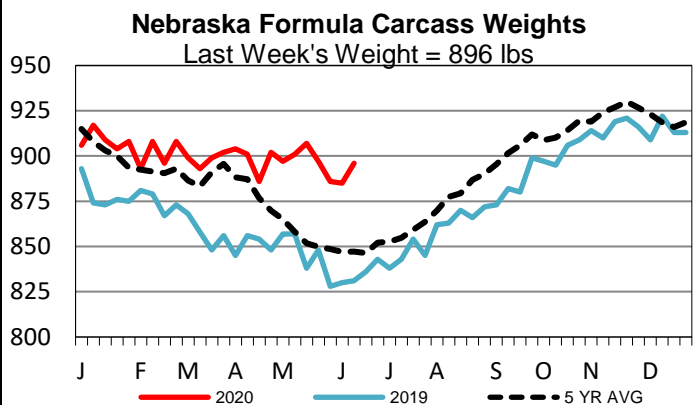
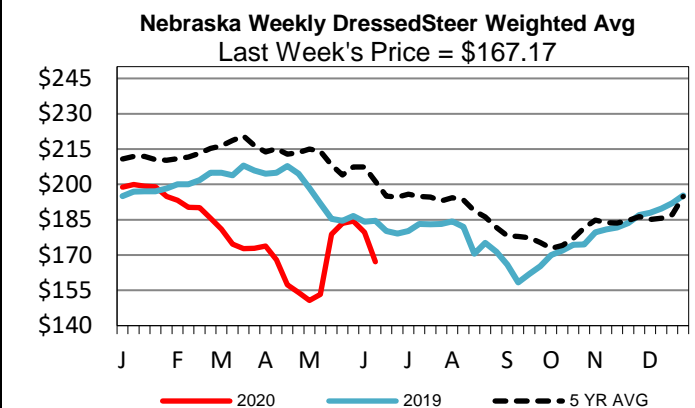
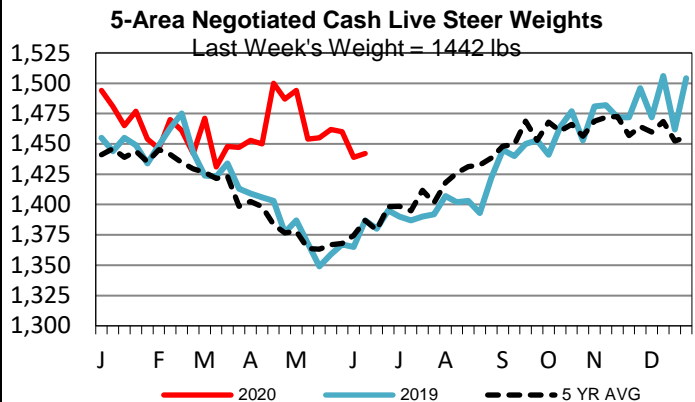
<a href="#">LM CT121</a>	<b>KANSAS</b>	<a href="#">LM CT109</a>
<b>Neg. Cash Volume:</b>	0	<b>Dressed Formula Vol:</b> 14,317
<b>Live Steer Avg:</b>	N/A	<b>Steer/Heifer Avg:</b> \$181.32
<b>Live Heifer Avg:</b>	N/A	<b>Dressed Neg. Grid Vol:</b> 118
<b>Dressed Steer Avg:</b>	N/A	<b>Steer/Heifer Avg:</b> \$175.85
<b>Dressed Heifer Avg:</b>	N/A	<b>TOTAL VOLUME:</b> 14,435
<a href="#">LM CT106</a>	<b>TOTAL WK TO DATE VOLUME:</b>	<b>36,897</b>
<b>Committed:</b>	26,736	<b>Delivered:</b> 16,982

<a href="#">LM CT124</a>	<b>NEBRASKA</b>	<a href="#">LM CT109</a>
<b>Neg. Cash Volume:</b>	8,849	<b>Dressed Formula Vol:</b> 8,346
<b>Live Steer Avg:</b>	\$100.00	<b>Steer/Heifer Avg:</b> \$190.26
<b>Live Heifer Avg:</b>	N/A	<b>Dressed Neg. Grid Vol:</b> 299
<b>Dressed Steer Avg:</b>	\$158.73	<b>Steer/Heifer Avg:</b> \$176.07
<b>Dressed Heifer Avg:</b>	\$159.30	<b>TOTAL VOLUME:</b> 17,494
<a href="#">LM CT106</a>	<b>TOTAL WK TO DATE VOLUME:</b>	<b>30,910</b>
<b>Committed:</b>	16,191	<b>Delivered:</b> 18,321

<a href="#">LM CT134</a>	<b>COLORADO</b>	<a href="#">LM CT109</a>
<b>Neg. Cash Volume:</b>	0	<b>Dressed Formula Vol:</b> 2,503
<b>Live Steer Avg:</b>	N/A	<b>Steer/Heifer Avg:</b> \$200.95
<b>Live Heifer Avg:</b>	N/A	<b>Dressed Neg. Grid Vol:</b> 0
<b>Dressed Steer Avg:</b>	N/A	<b>Steer/Heifer Avg:</b> N/A
<b>Dressed Heifer Avg:</b>	N/A	<b>TOTAL VOLUME:</b> 2,503
<a href="#">LM CT106</a>	<b>TOTAL WK TO DATE VOLUME:</b>	<b>8,707</b>
<b>Committed:</b>	7,660	<b>Delivered:</b> 7,142

<a href="#">LM CT137</a>	<b>IA-MN</b>	<a href="#">LM CT109</a>
<b>Neg. Cash Volume:</b>	11,652	<b>Dressed Formula Vol:</b> 2,093
<b>Live Steer Avg:</b>	\$100.88	<b>Steer/Heifer Avg:</b> \$173.19
<b>Live Heifer Avg:</b>	\$99.20	<b>Dressed Neg. Grid Vol:</b> 327
<b>Dressed Steer Avg:</b>	\$159.40	<b>Steer/Heifer Avg:</b> \$170.65
<b>Dressed Heifer Avg:</b>	\$158.65	<b>TOTAL VOLUME:</b> 14,072
<a href="#">LM CT106</a>	<b>TOTAL WK TO DATE VOLUME:</b>	<b>18,502</b>
<b>Committed:</b>	16,511	<b>Delivered:</b> 6,712

Negotiated trade slow on light demand in the Texas Panhandle. Compared to Monday limited purchases steady at 100.00. Trade and demand light to moderate in Nebraska and the Western Cornbelt. Compared to Mon. in Nebraska, dressed 1.00-7.00 lower at 157.00-160.00, bulk 158.00-160.00. The latest established live market in Nebraska was Mon. at 100.00-105.00. Compared to Monday in the Western Cornbelt, dressed purchases mostly steady to 7.00 lower at 157.00-160.00, bulk 158.00-160.00. Compared to last week, live purchases 3.00-4.00 lower at 99.00-102.00. The latest established market in Kansas was last week with live mostly 104.00-108.00.



## USDA Livestock, Poultry and Grain Market News

St. Joseph, Missouri

Phone: 816-676-7000

[stjoe.lpgmn@ams.usda.gov](mailto:stjoe.lpgmn@ams.usda.gov)