

Daily Direct Steer and Heifer Slaughter Cattle Summary

For Trade on:

Friday, June 12, 2020

LM CT100	5-AREA	LM CT109
Neg. Cash Volume:	6,429	Dressed Formula Vol: 61,409
Live Steer Avg:	\$102.06	Steer/Heifer Avg: \$181.96
Live Heifer Avg:	\$102.23	Dressed Neg. Grid Vol: 997
Dressed Steer Avg:	\$162.36	Steer/Heifer Avg: \$178.93
Dressed Heifer Avg:	\$163.77	TOTAL VOLUME: 68,835
LM CT106	TOTAL WK TO DATE VOLUME:	306,669
Committed:	82,875	Delivered: 120,676

LM CT118	TX-OK-NM	LM CT109
Neg. Cash Volume:	353	Dressed Formula Vol: 18,982
Live Steer Avg:	\$100.00	Steer/Heifer Avg: \$178.81
Live Heifer Avg:	N/A	Dressed Neg. Grid Vol: 0
Dressed Steer Avg:	N/A	Steer/Heifer Avg: N/A
Dressed Heifer Avg:	N/A	TOTAL VOLUME: 19,335
LM CT106	TOTAL WK TO DATE VOLUME:	80,496
Committed:	13,090	Delivered: 28,377

LM CT121	KANSAS	LM CT109
Neg. Cash Volume:	0	Dressed Formula Vol: 25,373
Live Steer Avg:	N/A	Steer/Heifer Avg: \$183.73
Live Heifer Avg:	N/A	Dressed Neg. Grid Vol: 353
Dressed Steer Avg:	N/A	Steer/Heifer Avg: \$177.86
Dressed Heifer Avg:	N/A	TOTAL VOLUME: 25,726
LM CT106	TOTAL WK TO DATE VOLUME:	95,252
Committed:	17,616	Delivered: 32,777

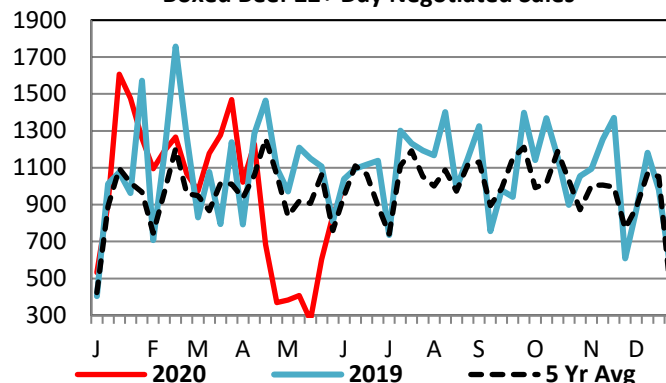
LM CT124	NEBRASKA	LM CT109
Neg. Cash Volume:	4,071	Dressed Formula Vol: 9,605
Live Steer Avg:	\$102.28	Steer/Heifer Avg: \$184.05
Live Heifer Avg:	\$102.38	Dressed Neg. Grid Vol: 223
Dressed Steer Avg:	\$161.67	Steer/Heifer Avg: \$186.40
Dressed Heifer Avg:	N/A	TOTAL VOLUME: 13,899
LM CT106	TOTAL WK TO DATE VOLUME:	78,282
Committed:	31,226	Delivered: 32,651

LM CT134	COLORADO	LM CT109
Neg. Cash Volume:	0	Dressed Formula Vol: 5,826
Live Steer Avg:	N/A	Steer/Heifer Avg: \$180.04
Live Heifer Avg:	N/A	Dressed Neg. Grid Vol: 0
Dressed Steer Avg:	N/A	Steer/Heifer Avg: N/A
Dressed Heifer Avg:	N/A	TOTAL VOLUME: 5,826
LM CT106	TOTAL WK TO DATE VOLUME:	18,158
Committed:	14,038	Delivered: 11,155

LM CT137	IA-MN	LM CT109
Neg. Cash Volume:	1,565	Dressed Formula Vol: 1,917
Live Steer Avg:	N/A	Steer/Heifer Avg: \$186.38
Live Heifer Avg:	\$101.00	Dressed Neg. Grid Vol: 421
Dressed Steer Avg:	\$162.71	Steer/Heifer Avg: \$175.87
Dressed Heifer Avg:	\$163.77	TOTAL VOLUME: 3,903
LM CT106	TOTAL WK TO DATE VOLUME:	35,210
Committed:	6,905	Delivered: 15,716

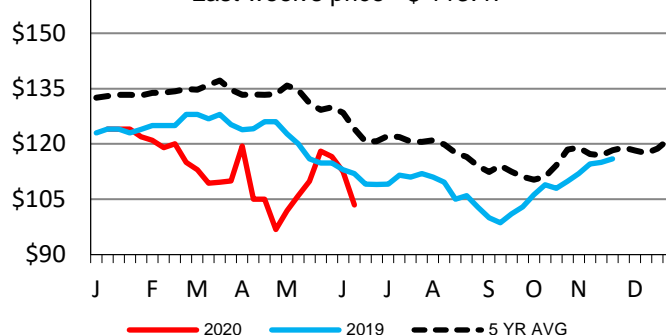
In the Southern Plains negotiated cash trade inactive on very light demand. Not enough trades for a market trend. The last reported market was Thur. In the Texas Panhandle live trades 104.00. In Kansas live trades 103.00-107.00. Friday in Nebraska and Western Cornbelt negotiated cash trade limited on light demand. In Nebraska a few live trades at 102.00-103.00. Not enough trades in either feeding region for a market trend. In Nebraska the last reported dressed market was Tue. at 165.00. Thus far for the week live trades 105.00-108.00. Thus far for the week in the Western Cornbelt live trades 103.00-105.00 and dressed 160.00-172.00.

Boxed Beef 22+ Day Negotiated Sales



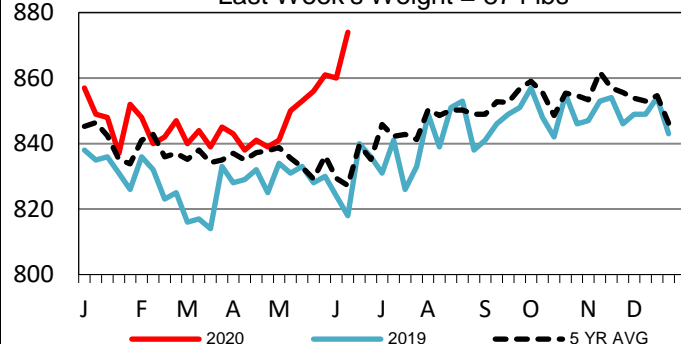
TX-OK-NM Wkly Live Steer Wtd Avg

Last week's price= \$113.47



TX-OK-NM Formula Carcass Weights

Last Week's Weight = 874 lbs



USDA Livestock, Poultry and Grain Market News

St. Joseph, Missouri

Phone: 816-676-7000

stjoe.lpgmn@ams.usda.gov