

Daily Direct Steer and Heifer Slaughter Cattle Summary

For Trade on:

Tuesday, June 09, 2020

LM CT100	5-AREA	LM CT109
Neg. Cash Volume:	13,391	Dressed Formula Vol: 36,538
Live Steer Avg:	\$102.51	Steer/Heifer Avg: \$190.88
Live Heifer Avg:	\$102.78	Dressed Neg. Grid Vol: 114
Dressed Steer Avg:	\$165.24	Steer/Heifer Avg: \$179.03
Dressed Heifer Avg:	\$165.14	TOTAL VOLUME: 50,043
LM CT106	TOTAL WK TO DATE VOLUME:	103,675
Committed:	70,218	Delivered: 66,609

LM CT118	TX-OK-NM	LM CT109
Neg. Cash Volume:	423	Dressed Formula Vol: 10,196
Live Steer Avg:	\$100.00	Steer/Heifer Avg: \$188.81
Live Heifer Avg:	\$100.00	Dressed Neg. Grid Vol: 114
Dressed Steer Avg:	N/A	Steer/Heifer Avg: \$179.03
Dressed Heifer Avg:	N/A	TOTAL VOLUME: 10,733
LM CT106	TOTAL WK TO DATE VOLUME:	28,830
Committed:	8,806	Delivered: 15,064

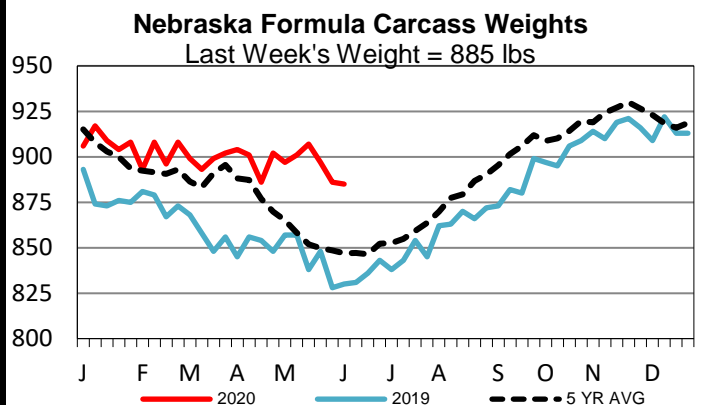
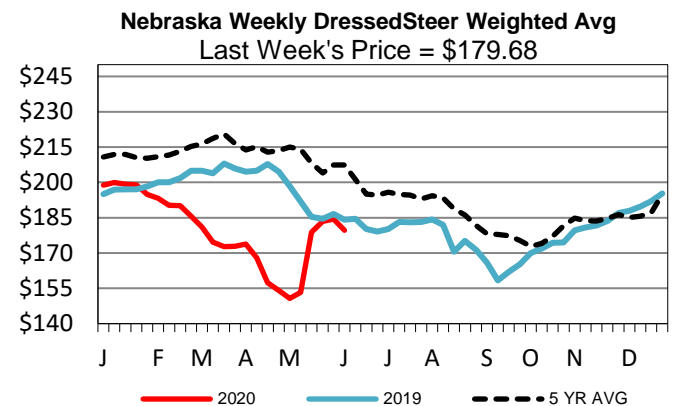
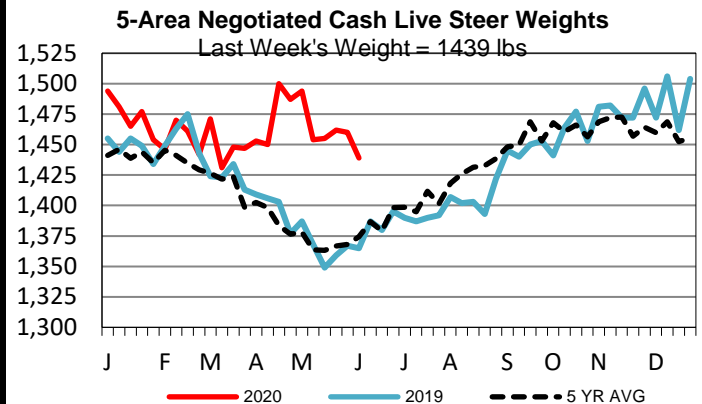
LM CT121	KANSAS	LM CT109
Neg. Cash Volume:	74	Dressed Formula Vol: 11,700
Live Steer Avg:	N/A	Steer/Heifer Avg: \$190.86
Live Heifer Avg:	N/A	Dressed Neg. Grid Vol: 0
Dressed Steer Avg:	N/A	Steer/Heifer Avg: N/A
Dressed Heifer Avg:	N/A	TOTAL VOLUME: 11,774
LM CT106	TOTAL WK TO DATE VOLUME:	34,523
Committed:	26,694	Delivered: 18,857

LM CT124	NEBRASKA	LM CT109
Neg. Cash Volume:	7,097	Dressed Formula Vol: 8,352
Live Steer Avg:	\$104.00	Steer/Heifer Avg: \$191.06
Live Heifer Avg:	\$103.00	Dressed Neg. Grid Vol: 0
Dressed Steer Avg:	\$165.03	Steer/Heifer Avg: N/A
Dressed Heifer Avg:	\$165.00	TOTAL VOLUME: 15,449
LM CT106	TOTAL WK TO DATE VOLUME:	24,947
Committed:	20,433	Delivered: 16,440

LM CT134	COLORADO	LM CT109
Neg. Cash Volume:	0	Dressed Formula Vol: 4,670
Live Steer Avg:	N/A	Steer/Heifer Avg: \$197.90
Live Heifer Avg:	N/A	Dressed Neg. Grid Vol: 0
Dressed Steer Avg:	N/A	Steer/Heifer Avg: N/A
Dressed Heifer Avg:	N/A	TOTAL VOLUME: 4,670
LM CT106	TOTAL WK TO DATE VOLUME:	6,970
Committed:	3,604	Delivered: 7,995

LM CT137	IA-MN	LM CT109
Neg. Cash Volume:	5,797	Dressed Formula Vol: 1,693
Live Steer Avg:	\$103.89	Steer/Heifer Avg: \$183.71
Live Heifer Avg:	\$102.81	Dressed Neg. Grid Vol: 0
Dressed Steer Avg:	\$165.61	Steer/Heifer Avg: N/A
Dressed Heifer Avg:	\$165.53	TOTAL VOLUME: 7,490
LM CT106	TOTAL WK TO DATE VOLUME:	8,555
Committed:	10,681	Delivered: 8,253

Negotiated cash trade inactive with very light demand in the Southern Plains. Not enough trades for a market trend. Last week in the Southern Plains the bulk of live trades 105.00-117.00. In Nebraska, for Tue, negotiated cash trade slow on moderate demand. Compared to last week dressed 10.00 to 20.00 lower at 165.00. Not enough live trades for a market trend. Last week live 110.00 to 118.00. For Tue. in the Western Cornbelt negotiated cash trade limited on light demand. A few dressed trades 165.00 to 166.00. Not enough trades for a market trend. For the previous week in the Western Cornbelt live trades 108.00-114.00 and bulk of dressed 175.00-185.00.



USDA Livestock, Poultry and Grain Market News

St. Joseph, Missouri

Phone: 816-676-7000

stjoe.lpgmn@ams.usda.gov